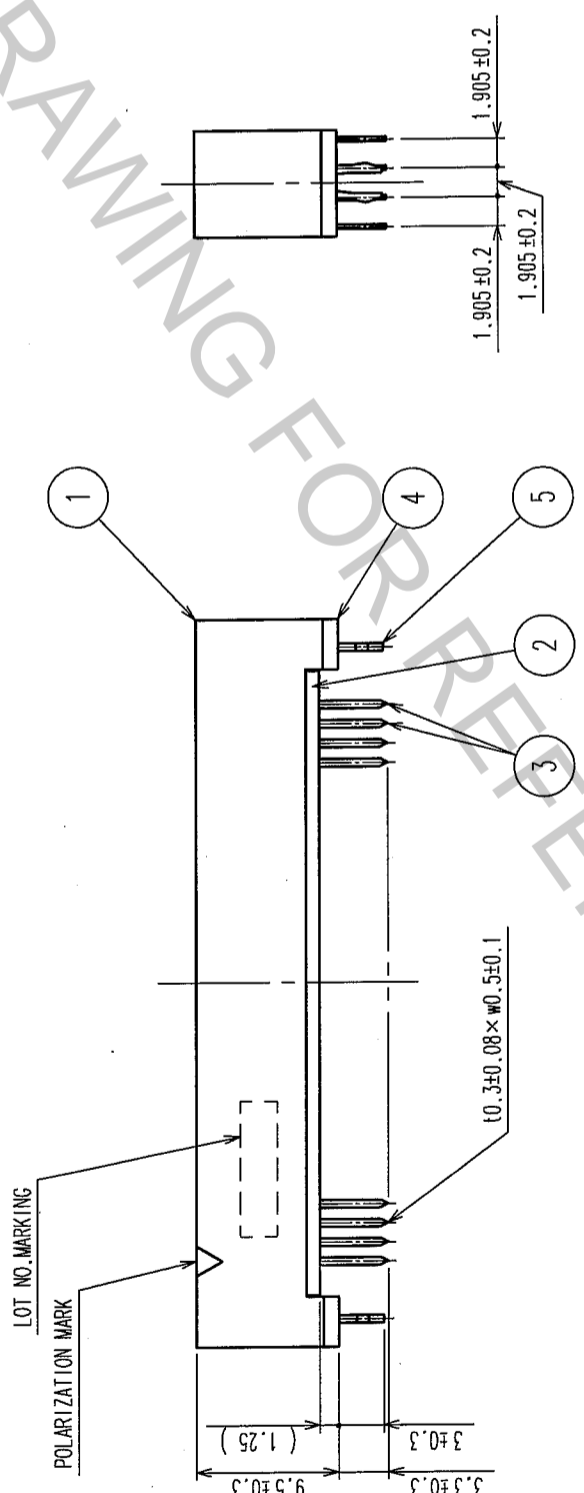
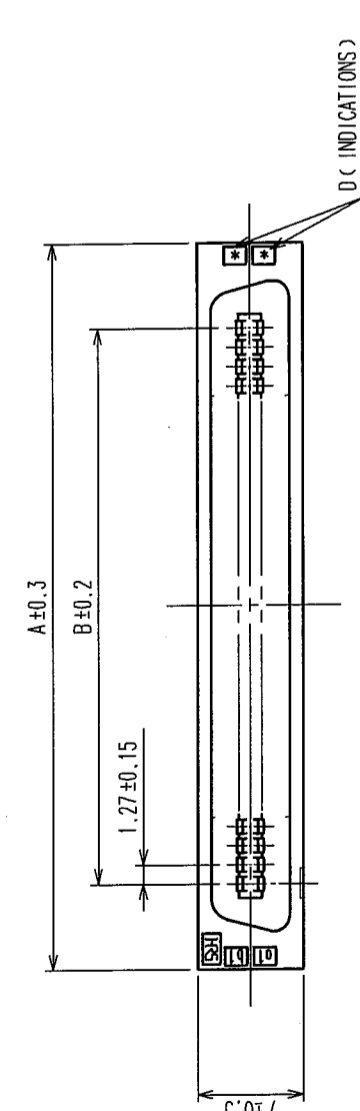
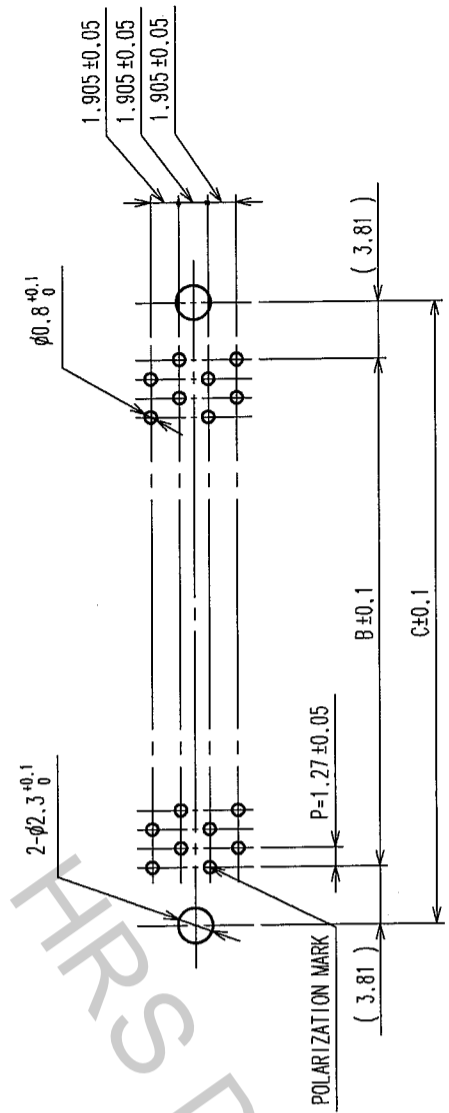


COUNT	DESCRIPTION OF REVISIONS	BY	CHKD	DATE	COUNT	DESCRIPTION OF REVISIONS	BY	CHKD	DATE



RECOMMEND PC BOARD HOLE PATTERN (MOUNTING SIDE)
t=1.6



PART No.	CODE No.	2	A	B	C	D
FX2C1-20P-1.27DSAL (71)	CL572-2261-0-71	20	22.75	11.43	19.05	10
FX2C1-32P-1.27DSAL (71)	CL572-2262-2-71	32	30.37	19.05	26.67	16
FX2C1-40P-1.27DSAL (71)	CL572-2263-5-71	40	35.45	24.13	31.75	20
FX2C1-52P-1.27DSAL (71)	CL572-2264-8-71	52	43.07	31.75	39.37	26
FX2C1-60P-1.27DSAL (71)	CL572-2265-0-71	60	48.15	36.83	44.45	30
FX2C1-68P-1.27DSAL (71)	CL572-2266-3-71	68	53.23	41.91	49.53	34
FX2C1-80P-1.27DSAL (71)	CL572-2267-6-71	80	60.85	49.53	57.15	40
FX2C1-100P-1.27DSAL (71)	CL572-2268-9-71	100	73.55	62.23	69.85	50
FX2C1-120P-1.27DSAL (71)	CL572-2269-1-71	120	86.25	74.93	82.55	60

NOTES 1. THE DIMENSIONS IN PARENTHESES ARE FOR REFERENCE.
2 NUMBER OF PIN.

5	PHOSPHOR BRONZE	TIN-PLATING	3	PHOSPHOR BRONZE	CONTACT AREA: GOLD 0.2μm min		
4	POLYAMIDE	BLACK	UL94V-0		DIP AREA: TIN-PLATING 2μm min		
1,2	POLYAMIDE	BLACK	UL94V-0		UNDER PLATING: NICKEL 2μm min		
NO.	MATERIAL	FINISH, REMARKS	NO.	MATERIAL	FINISH, REMARKS		
CODE NO. (OLD)	CL		DRAWN	DESIGNED	CHECKED	APPROVED	RELEASED
			I. OKAYAMA	K. NAKAMURA	H. OKAWA	H. OKAWA	
			04.06.02	04.06.02	04.06.02	04.06.09	04.06.09
DRAWING NO.	EDC3-083048-21		PART NO.	FX2C1-**-P-1.27DSAL (71)			
SCALE	FREE		CODE NO.	CL572			
UNITS	MM						

TO	
PCK	