

## Base strip - DFK-MSTB 2,5/ 7-GF - 0710073

Please be informed that the data shown in this PDF Document is generated from our Online Catalog. Please find the complete data in the user's documentation. Our General Terms of Use for Downloads are valid (<http://download.phoenixcontact.com>)



Plug component, Nominal current: 12 A, Rated voltage (III/2): 320 V, Number of positions: 7, Pitch: 5 mm, Connection method: Solder/Slip-on connection, Color: green, Contact surface: Tin, Assembly: Direct mounting

The figure shows a 10-position version of the product

### Product Features

- Outside: plug-in connection for corresponding MSTB 2,5 or FKC 2,5 plugs
- Can be fixed in housing panels up to 6 mm thick using two M3 x 10 screws
- Headers for assembly in a device/housing panel
- Inside: solder or 2.8 mm slip-on plug-in connection that can be combined



### Key commercial data

Packing unit	1 PCE
Weight per Piece (excluding packing)	8.16 GRM
Custom tariff number	85366990
Country of origin	Germany

### Technical data

#### Dimensions

Pitch	5 mm
Dimension a	30 mm

#### General

Range of articles	DFK-MSTB 2,5/...-GF
Insulating material group	I
Rated surge voltage (III/3)	4 kV
Rated surge voltage (III/2)	4 kV
Rated surge voltage (II/2)	4 kV
Rated voltage (III/3)	320 V

## Base strip - DFK-MSTB 2,5/ 7-GF - 0710073

### Technical data

#### General

Rated voltage (III/2)	320 V
Rated voltage (II/2)	630 V
Connection in acc. with standard	EN-VDE
Nominal current I <sub>N</sub>	12 A
Nominal cross section	2.5 mm <sup>2</sup>
Maximum load current	12 A
Insulating material	PA
Inflammability class according to UL 94	V2
Number of positions	7

#### Connection data

Conductor cross section solid min.	0.2 mm <sup>2</sup>
Conductor cross section solid max.	2.5 mm <sup>2</sup>
Conductor cross section stranded min.	0.2 mm <sup>2</sup>
Conductor cross section stranded max.	2.5 mm <sup>2</sup>
Conductor cross section AWG/kcmil min.	24
Conductor cross section AWG/kcmil max	12

### Classifications

#### eCl@ss

eCl@ss 4.0	272607xx
eCl@ss 4.1	27260701
eCl@ss 5.0	27260701
eCl@ss 5.1	27141190
eCl@ss 6.0	27260704
eCl@ss 7.0	27440402
eCl@ss 8.0	27440402

#### ETIM

ETIM 3.0	EC001283
ETIM 4.0	EC001283
ETIM 5.0	EC001283

#### UNSPSC

UNSPSC 6.01	30211810
UNSPSC 7.0901	39121409
UNSPSC 11	39121409

# Base strip - DFK-MSTB 2,5/ 7-GF - 0710073

## Classifications

### UNSPSC

UNSPSC 12.01	39121409
UNSPSC 13.2	39121409

## Approvals

### Approvals


#### Approvals


CSA / UL Recognized / VDE Gutachten mit Fertigungsüberwachung / cUL Recognized / IECCEB Scheme / GOST / GOST / CSA / CCA / cULus Recognized


#### Ex Approvals

#### Approvals submitted

## Approval details

CSA 		
	B	D
Nominal current I <sub>N</sub>	15 A	10 A
Nominal voltage U <sub>N</sub>	300 V	300 V

UL Recognized 		
	B	D
Nominal current I <sub>N</sub>	15 A	10 A
Nominal voltage U <sub>N</sub>	300 V	300 V

VDE Gutachten mit Fertigungsüberwachung 	
Nominal current I <sub>N</sub>	12 A

## Base strip - DFK-MSTB 2,5/ 7-GF - 0710073

### Approvals

Nominal voltage UN	250 V
--------------------	-------

cUL Recognized

	B	D
Nominal current IN	15 A	10 A
Nominal voltage UN	300 V	300 V

IECEE CB Scheme

Nominal current IN	12 A
Nominal voltage UN	250 V

GOST

GOST

CSA


	B	D
Nominal current IN	10 A	10 A
Nominal voltage UN	300 V	300 V

CCA

Nominal current IN	12 A
Nominal voltage UN	250 V

## Base strip - DFK-MSTB 2,5/ 7-GF - 0710073

### Approvals

cULus Recognized 

### Accessories

Accessories

Coding element

Coding star - CR-MSTB - 1734401



Coding section, inserted into the recess in the header or the inverted plug, red insulating material

### Filler plug

Accessories - MSTB-BL - 1755477



Keying cap, for forming sections, plugs onto header pin, green insulating material

### Mounting material

Screw set - DFK-MSTB-SS - 0708263



Screw set, for securing the header to the device wall, consists of an M3 x 10 screw, with a spring washer and a nut

### Additional products

## Base strip - DFK-MSTB 2,5/ 7-GF - 0710073

### Accessories

#### Printed-circuit board connector - FKCT 2,5/ 7-STF - 1909456




Plug component, Nominal current: 12 A, Rated voltage (III/2): 320 V, Number of positions: 7, Pitch: 5 mm, Connection method: Spring-cage conn., Color: green, Contact surface: Tin

#### Printed-circuit board connector - FKC 2,5/ 7-STF - 1910571



Plug component, Nominal current: 12 A, Rated voltage (III/2): 320 V, Number of positions: 7, Pitch: 5 mm, Connection method: Spring-cage conn., Color: green, Contact surface: Tin

#### Printed-circuit board connector - FKCVR 2,5/ 7-STF - 1909935



Plug component, Nominal current: 12 A, Rated voltage (III/2): 320 V, Number of positions: 7, Pitch: 5 mm, Connection method: Spring-cage conn., Color: green, Contact surface: Tin

#### Printed-circuit board connector - FKCVW 2,5/ 7-STF - 1910254



Plug component, Nominal current: 12 A, Rated voltage (III/2): 320 V, Number of positions: 7, Pitch: 5 mm, Connection method: Spring-cage conn., Color: green, Contact surface: Tin

#### Printed-circuit board connector - FRONT-MSTB 2,5/ 7-STF - 1779699



Plug component, Nominal current: 12 A, Rated voltage (III/2): 320 V, Number of positions: 7, Pitch: 5 mm, Connection method: Screw connection, Color: green, Contact surface: Tin

## Base strip - DFK-MSTB 2,5/ 7-GF - 0710073

### Accessories

Printed-circuit board connector - MSTB 2,5/ 7-STF - 1786886

Plug component, Nominal current: 12 A, Rated voltage (III/2): 320 V, Number of positions: 7, Pitch: 5 mm, Connection method: Screw connection, Color: green, Contact surface: Tin



Printed-circuit board connector - MVSTBR 2,5/ 7-STF - 1835520

Plug component, Nominal current: 12 A, Rated voltage (III/2): 320 V, Number of positions: 7, Pitch: 5 mm, Connection method: Screw connection, Color: green, Contact surface: Tin



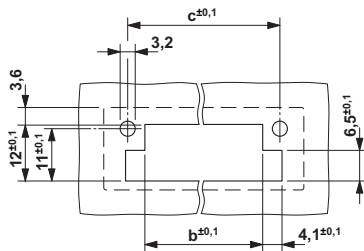
Printed-circuit board connector - MVSTBW 2,5/ 7-STF - 1835339

Plug component, Nominal current: 12 A, Rated voltage (III/2): 320 V, Number of positions: 7, Pitch: 5 mm, Connection method: Screw connection, Color: green, Contact surface: Tin



### Drawings

Drilling diagram



Dimension b: 2.7 mm + (no. of pos. x 5.0 mm)  
Dimension c: Dim. b + 7.3 mm

Dimensioned drawing

