

## Terminal adapter - HC-B 10-A-DT-PEL-F - 1648393

Please be informed that the data shown in this PDF Document is generated from our Online Catalog. Please find the complete data in the user's documentation. Our General Terms of Use for Downloads are valid (<http://download.phoenixcontact.com>)



HEAVYCON terminal adapter socket insert, B10 series, 10-pos., for the left side of the control cabinet, push-in connection



### Key commercial data

Packing unit	1 PCE
Weight per Piece (excluding packing)	98.11 GRM
Custom tariff number	85366990
Country of origin	China

### Technical data

#### Dimensions

Drill hole distance, horizontal	57 mm
Height	72.1 mm

#### Ambient conditions

Ambient temperature (operation)	-40 °C ... 125 °C
---------------------------------	-------------------

#### Electrical characteristics

Note	For HEAVYCON-ADVANCE mounting flange and HEAVYCON panel mounting base of B10 type
Number of positions	10
Rated voltage (III/3)	500 V
Rated surge voltage	6 kV
Rated current	16 A

#### Mechanical characteristics

Design	B10
Connection method	Push-in connection
Stripping length of the individual wire	10 mm (13 mm if ferrules are used)

# Terminal adapter - HC-B 10-A-DT-PEL-F - 1648393

## Technical data

### Mechanical characteristics

Conductor cross section	0.5 mm <sup>2</sup> ... 2.5 mm <sup>2</sup>
Connection cross section AWG	22 ... 12

### General

Contact material	Copper alloy
Contact surface material	Ag
Contact carrier material	PA
Pollution degree	3
Surge voltage category	III
Inflammability class according to UL 94	V0
Assembly instructions	1) Insert ferrules. 0.5 mm <sup>2</sup> ... 2.5 mm <sup>2</sup> with insulating collar, length 10 mm, stripping length 13 mm, 2) Screwdriver SZF0-0,4x2,5 (similar to DIN 5264)
Installation instructions	Connectors may be plugged in only when there is no load/voltage.

## Classifications

### eCl@ss

eCl@ss 4.0	27140816
eCl@ss 4.1	27140816
eCl@ss 5.0	27143424
eCl@ss 5.1	27143424
eCl@ss 6.0	27143424
eCl@ss 7.0	27440209
eCl@ss 8.0	27440209

### ETIM

ETIM 3.0	EC000438
ETIM 4.0	EC000438
ETIM 5.0	EC000438

### UNSPSC

UNSPSC 6.01	30211923
UNSPSC 7.0901	39121522
UNSPSC 11	39121522
UNSPSC 12.01	39121522
UNSPSC 13.2	39121522

# Terminal adapter - HC-B 10-A-DT-PEL-F - 1648393

## Approvals

### Approvals

---

#### Approvals

CSA / UL Recognized / cUL Recognized / cULus Recognized

---


#### Ex Approvals


---


#### Approvals submitted

---

### Approval details

CSA 	
mm <sup>2</sup> /AWG/kcmil	22-14
Nominal current I <sub>N</sub>	13 A
Nominal voltage U <sub>N</sub>	600 V

UL Recognized 	
mm <sup>2</sup> /AWG/kcmil	22-14
Nominal current I <sub>N</sub>	13 A
Nominal voltage U <sub>N</sub>	600 V

cUL Recognized 	
mm <sup>2</sup> /AWG/kcmil	22-14
Nominal current I <sub>N</sub>	13 A
Nominal voltage U <sub>N</sub>	600 V

## Terminal adapter - HC-B 10-A-DT-PEL-F - 1648393

### Approvals



### Accessories

#### Accessories

#### Coding element

Coding profile - CP-HC - 1686478



Encoding profile, 4 encoding profiles per strip, 40 strips per unit pack, for insertion in encoding grooves

---

Coding element - HC-CST - 1676857



Coding peg for coding up to 16 connectors

---

Coding element - HC-CBU - 1676860



Coding socket for coding up to 16 connectors

---

Coding bolt - HC-CB - 1772722



Coding pin, prevents mismatching of up to six connectors with an identical number of positions

---

Labeled terminal marker

## Terminal adapter - HC-B 10-A-DT-PEL-F - 1648393

### Accessories

Zack marker strips off the roll, flat - ZBF-U CUS - 0828525



Zack marker strips off the roll, flat, Can be ordered: Strip, white, Labeled according to customer specifications, Mounting type: Snap into flat marker groove, For terminal block width: 5.2 mm, Lettering field: 5.15 x ... mm

---

### Mounting material

Foot element - HC-KA-FE - 1775240



Foot element, for mounting on DIN rail NS 32, DIN rail NS 35/7.5 or DIN rail NS 35/15, can be inserted between basic and side element

---

Locking screw barrel - HC-VSH - 1660083



Locking screw barrel, for a firm connection of contact inserts and DIN-rail mountable terminal adapters

---

Mounting material - HC-B-PES - 1604997



PE screw, for contact inserts HC-B / HC-BB / HC-DD / HC-D40 / HC-D64

---

PE multiplier - HC-B-3PE - 1644326



PE multiplier, for three PE connections, for HC-B (besides HC-B..E..ZZ) / HC-BB / HC-DD / HC-D40 / HC-D64 contact inserts

# Terminal adapter - HC-B 10-A-DT-PEL-F - 1648393

## Accessories

### Screwdriver tools

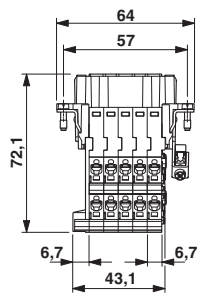
Screwdriver - SZF 0-0,4X2,5 - 1204504



Actuation tool, for ST terminal blocks, also suitable for use as a bladed screwdriver, size: 0.4 x 2.5 x 75 mm, 2-component grip, with non-slip grip

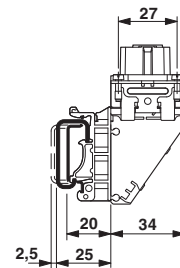
## Drawings

Dimensioned drawing



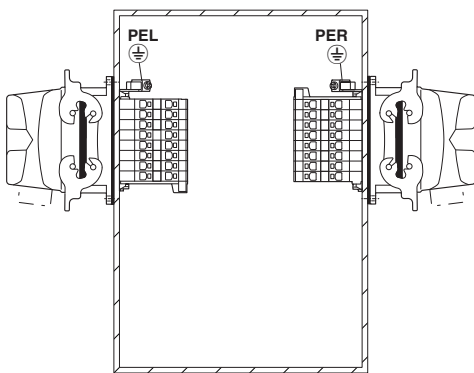
Dimensional drawing

Dimensioned drawing



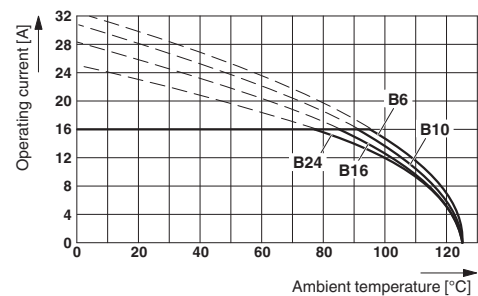
Dimensional drawing, side view

Application drawing



Mounting position PE connection left/right (PEL/PER)

Diagram



Derating diagram