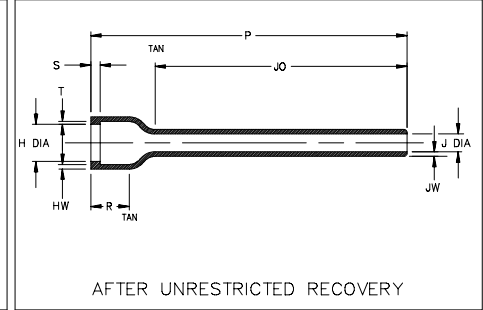
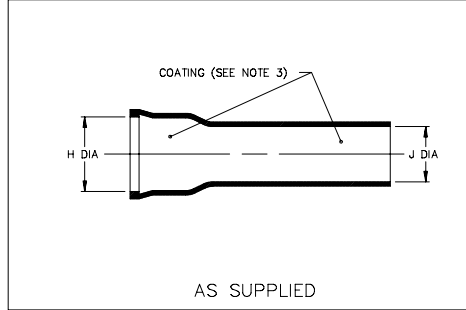


Thermofit[®] Molded Parts
 Specification Control Drawing
 Limited Distribution

Part Number : 202F253-X-04
 Description : Boot, Straight, With Lip

NOTES

- All dimensions are in $\frac{\text{inches}}{\text{[millimeters]}}$
- Dimensions appearing in table are as follows:
 a - As Supplied
 b - After Unrestricted Recovery
- Coating is optional. As supplied dimensions appearing in table are for uncoated parts. When coating is added, entry diameters will be reduced by .06 max.
- "S" & "T" dimensions apply to a minimum of 240° of the circumference.



PART NUMBER	H		J		P	R	JO	HW	JW	S	T
	Min	Max	Min	Max	±10%	±10%	±10%	+0.06/-0.03	±0.03	+0.06/-0.03	±0.03
	a	b	a	b	b	b	b	b	b	b	b
202F253-X-04	1.53 [38,9]	1.11 [28,2]	1.24 [31,5]	.43 [10,9]	5.00 [127,0]	.55 [14,0]	3.60 [91,4]	.07 [1,8]	.06 [1,5]	.07 [1,8]	.07 [1,8]

Raychem

RAYCHEM CORPORATION
 300 CONSTITUTION DRIVE
 MENLO PARK, CALIFORNIA 94025

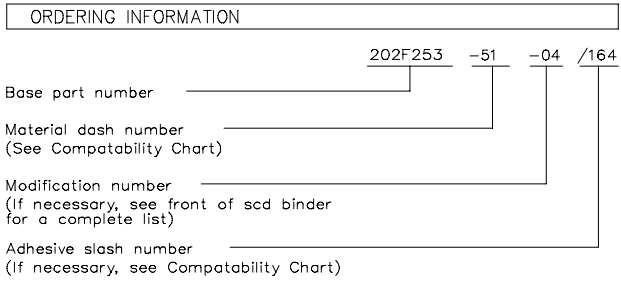
Revision : A
 Date : 9/30/98

Part Number : 202F253-X-04
 Description : Boot, Straight, With Lip

Thermofit[®] Molded Parts
 Specification Control Drawing
 Limited Distribution

Part Number : 202F253-X-04
 Description : Boot, Straight, With Lip

COMPATABILITY CHART					
MATERIAL DASH NO.	MATERIAL DESCRIPTION	RT SPEC	COATING SLASH NO.	COATING S NO.	COATING DESCRIPTION
-51	Flexible, EPB	RT-1321	/164	S-1124	Adhesive



THIS DRAWING IS SUBJECT TO CHANGE WITHOUT NOTICE; CONSULT YOUR
 NEAREST FIELD REPRESENTATIVE FOR CURRENT REVISION

Raychem

RAYCHEM CORPORATION
 300 CONSTITUTION DRIVE
 MENLO PARK, CALIFORNIA 94025

Revision : A
 Date : 9/30/98

Part Number : 202F253-X-04
 Description : Boot, Straight, With Lip
 CAD FILE MP98159