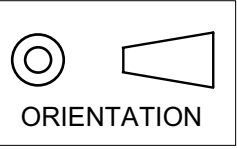


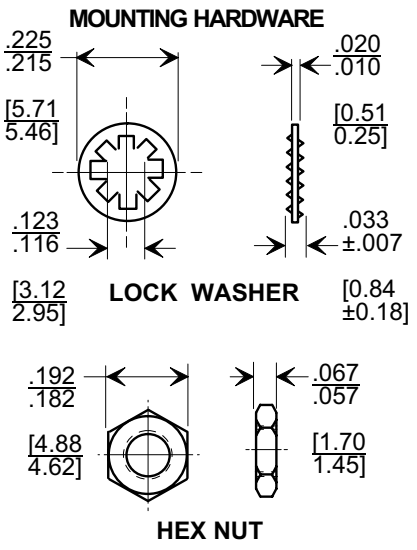
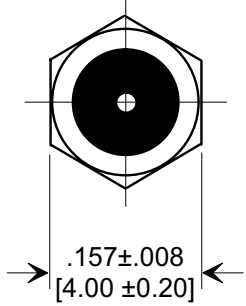
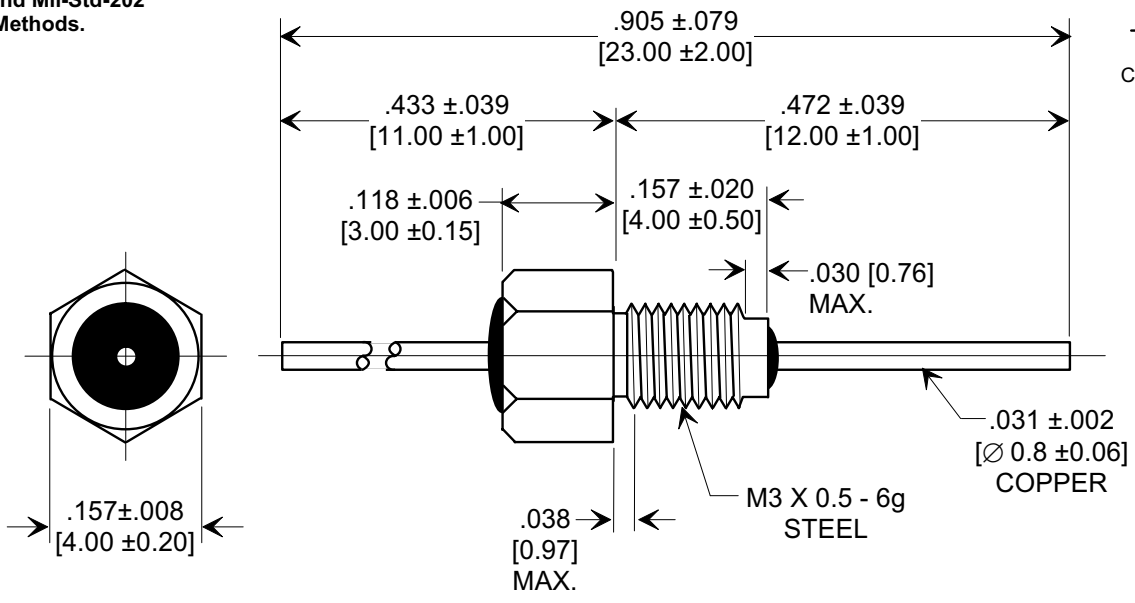
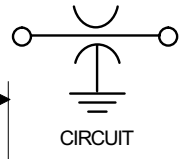
**MARKETING SALES DRAWING**

**DIMENSIONS IN INCHES - DO NOT SCALE THIS DRAWING**  
**DIMENSIONS IN METRIC [ ]**

This drawing is the property of Tusonix, Inc., and may not be used, reproduced, published or disclosed to others without expressed authorization by Tusonix Inc.



**Electrical Testing per Tusonix standard test plans and Mil-Std-202 Test Methods.**



- NOTES:**
1. OPERATING TEMP. RANGE: -55°C TO +125°C.
  2. SILVER PLATED CASE, LEAD, LOCK WASHER, AND HEX NUT.
  3. MAX. RECOMMENDED MOUNTING TORQUE : 2.0 lb. - in. [0.23 Nm].
  4. MAX. RECOMMENDED SOLDERING TEMPERATURE : 260° C. SEE INSTALLATION RECOMMENDATIONS.
  5. NUT AND LOCK WASHER INCLUDED.
  6. TUSONIX STANDARD PART NUMBER: 4400-683. TUSONIX RoHS COMPLIANT PART NUMBER: 4400-683 LF. CUSTOMER MUST SPECIFY STANDARD OR RoHS PART NUMBER WHEN ORDERING.
  7. PART MARKING: TRADEMARK AND VARIATION NUMBER ON HEX FLATS. STANDARD PART: BLACK INK. RoHS PART: DARK GREEN INK FOR IDENTIFICATION.

CAP.(pf)	TOLERANCE	DC WORKING VOLTAGE		DC CURRENT (AMPS)	DWV (VDC)	MIN. NO LOAD INSERTION LOSS (db) @ 25°C PER MIL-STD-220				
		85°C	125 °C			1 MHz	10 MHz	100 MHz	1 GHz	10 GHz
5	MAX	300	200	10	500	----	----	----	----	----

**REVISION RECORD**  
 Original Release  
 C.O. **20000104-1-04**  
 ADDED AND REVISED NOTES.  
 S.M. 02-14-06  
**20060123-9-04**  
**1**

--TOLERANCES-- Unless Otherwise Specified		Title <b>LINE FEED-THRU</b>	
DECIMAL ± NOTED		Drawn S.M. 01-07-00 Scale 5 X	
ANGLES ±		Approved J.Mc. 01-07-00	
<b>TUSONIX</b> TUCSON, ARIZONA		<b>A</b>	<b>4400-683</b>

X-2015 Rev-0