

# Silicon Bridge Rectifiers




SMD Diodes Specialist

## KBU10005-G Thru. KBU1010-G

Reverse Voltage: 50 to 1000V

Forward Current: 10.0A

RoHS Device

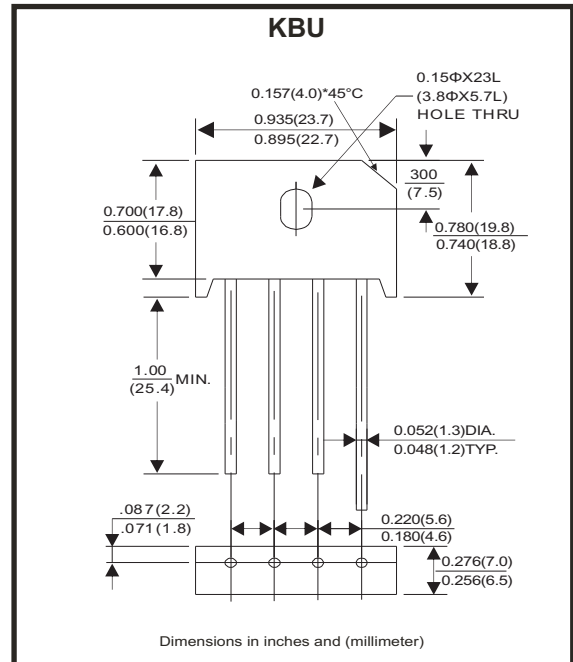


### Features

- Surge overload rating - 240 amperes peak.
- Ideal for printed circuit board.

### Mechanical Data

- Epoxy: U/L 94-V0 rate flame retardant.
- Case: Molded plastic, KBU
- Mounting position: Any
- Weight: 7.40grams



### Maximum ratings and electrical characteristics

Rating at 25 °C ambient temperature unless otherwise specified.  
Single phase, half wave ,60Hz, resistive or inductive load.  
For capacitive load, derate current by 20%

Parameter	Symbol	KBU 10005-G	KBU 1001-G	KBU 1002-G	KBU 1004-G	KBU 1006-G	KBU 1008-G	KBU 1010-G	Unit
Maximum Reverse Peak Repetitive Voltage	$V_{RRM}$	50	100	200	400	600	800	1000	V
Maximum RMS Bridge Input Voltage	$V_{RMS}$	35	70	140	280	420	560	700	V
Maximum DC Blocking Voltage	$V_{DC}$	50	100	200	400	600	800	1000	V
Maximum Average Forward (With heatsink Note2), Rectified Current @ $T_c=100^{\circ}C$ (without hestsink)	$I_{AV}$					10.0			A
						3.0			
Peak Forward Surage Current , 8.3ms Single Half Sine-Wave Super Imposed On Rated Load	$I_{FSM}$					240			A
Maximum Forward Voltage at 5.0A	$V_F$					1.0			V
Maximum Reverse Current @ $T_J=25^{\circ}C$ At Rate DC Blocking Voltage @ $T_J=125^{\circ}C$	$I_R$					10.0			$\mu A$
						500			
Operating Temperature Range	$T_J$					-55 to +125			$^{\circ}C$
Storage Temperature Range	$T_{STG}$					-55 to +150			$^{\circ}C$

Notes:

1. Device mounted on 100mm\*100mm\*1.6mm Cu plate heatsink.

## Rating and Characteristics Curves (KBU10005-G Thru. KBU1010-G)

Fig.1- Derating Curve Output Rectified Current

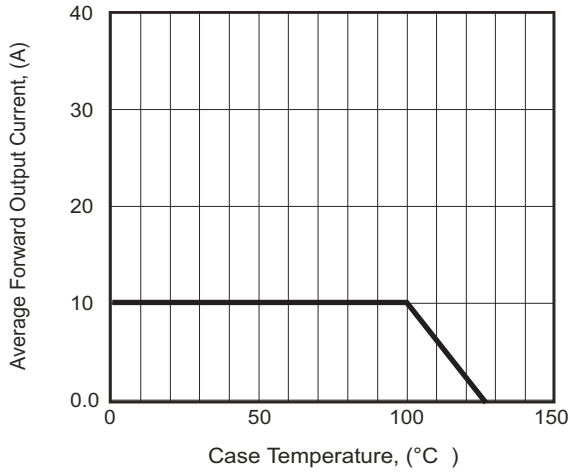


Fig.2- Typical Forward Characteristics

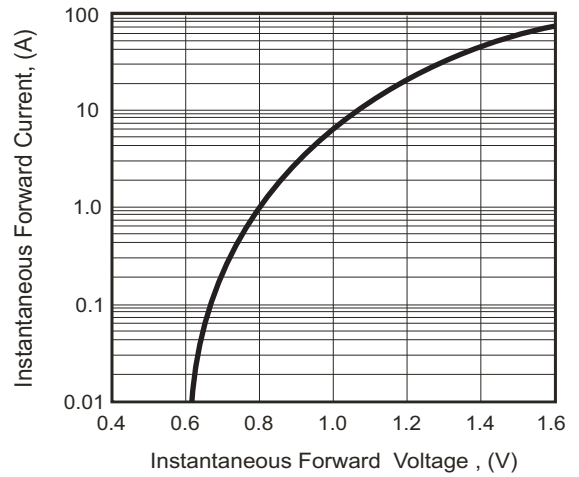


Fig.3- Maximum Forward Surge Current

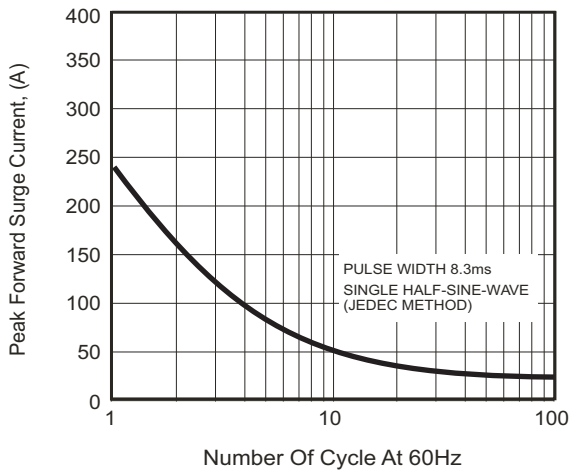
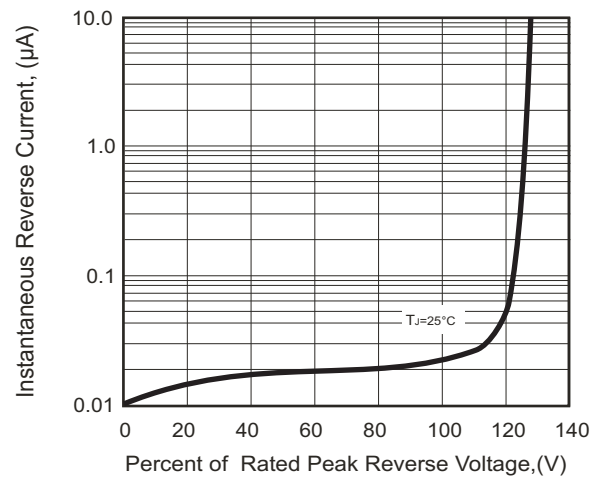
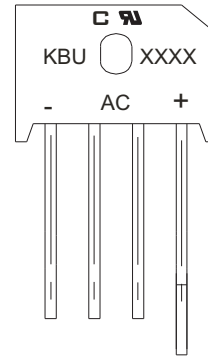


Fig.4- Typical Reverse Characteristics



## Marking Code

Part Number	Marking code
KBU10005-G	KBU10005
KBU1001-G	KBU1001
KBU1002-G	KBU1002
KBU1004-G	KBU1004
KBU1006-G	KBU1006
KBU1008-G	KBU1008
KBU1010-G	KBU1010



**XXXX / XXXXX = Product type marking code**  
**☐ = Compchip Logo**

## Standard Package

### BULK PACK

Case Type	BOX	INNER BOX SIZE	CARTON SIZE	CARTON
	(EA)	(mm)	(mm)	(EA)
<b>KBU</b>	400	230*230*49	485*240*172	2400