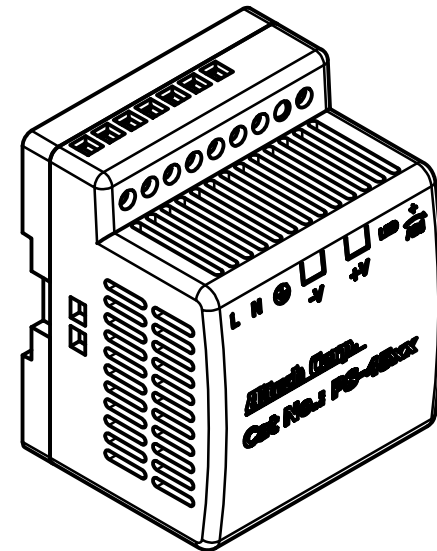
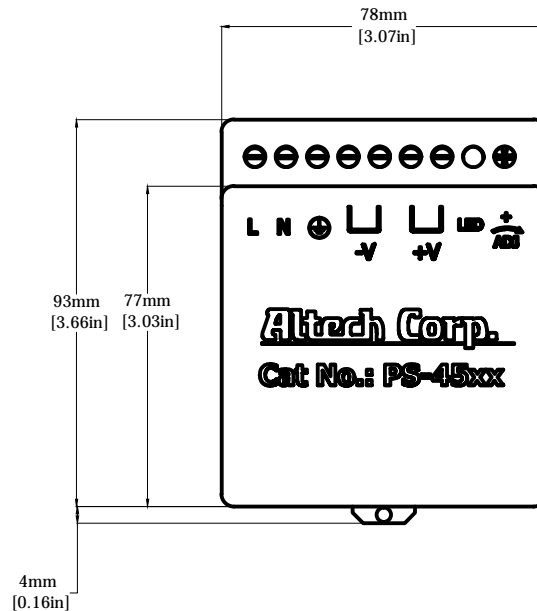
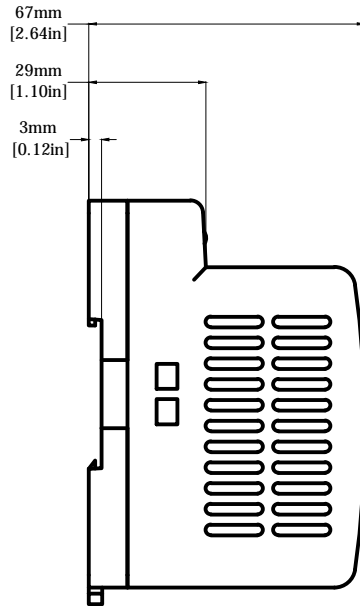
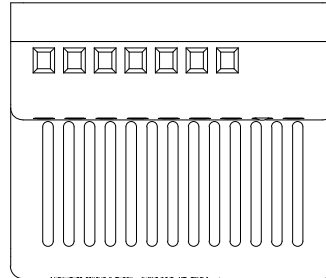


REVISIONS FOR DWG # PS_45xx

REV	CH.NO.	DESCRIPTION	DATE	REVISED BY
-	-	ORIGINAL DESIGN	06/16/16	ARON G



UNLESS OTHERWISE SPECIFIED
 • ALL DIMENSIONS ARE IN MILLIMETERS
 • THIRD ANGLE PROJECTION

• TOLERANCE	
XX	± 1.00 mm
XX.X	± 0.50 mm
XX.XX	± 0.20 mm
ALL	± XX mm

C-RTM

This Drawing is the property of
Altech Corp.

35 Royal Road
 Flemington NJ 08822-6000
 (908) 806-9400 • Fax (908) 806-9490

AND IS A CONFIDENTIAL DISCLOSURE
 LENT WITHOUT CONSIDERATION OTHER
 THAN THE BORROWER'S AGREEMENT
 THAT IT SHALL NOT BE REPRODUCED,
 COPIED, LENT, OR DISPOSED OF
 DIRECTLY OR INDIRECTLY NOR USED
 FOR ANY PURPOSE OTHER THAN THAT
 FOR WHICH IT IS SPECIFICALLY
 FURNISHED.

TITLE: 45W Wingle Output Class II DIN Rail
 Power Supply

DRAWN BY: Aron Gyorgypal	06/16/16	DRAWING NO.:	M-Cad-20-PS_45xx	REV.:	-
CHECKED BY: Laszlo G	06/16/16	SCALE:	-	SHEET:	1 OF: 1
RELEASED BY: Laszlo G	06/16/16				