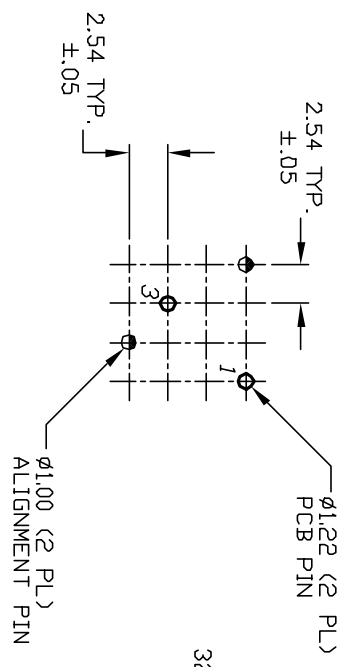
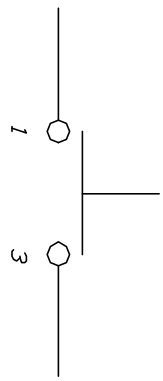
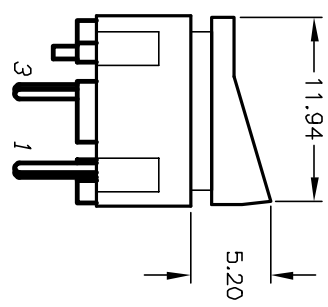
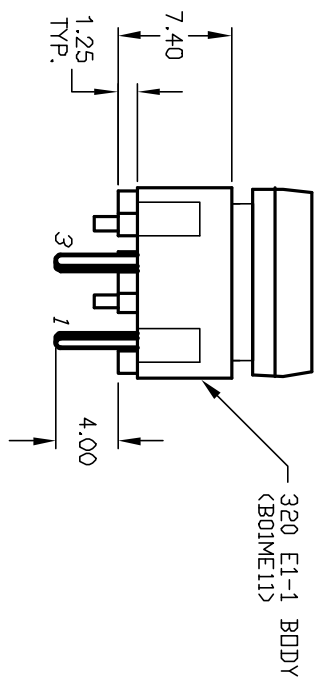


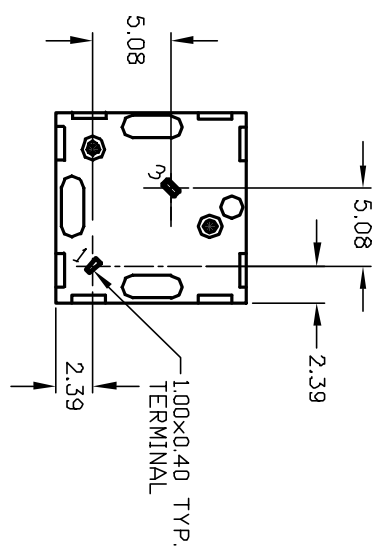
TOP VIEW - SHOW ORIENTATION OF LEGENDS
IN RESPECT TO THE PCB PIN TERMINALS.



RECOMMENDED P.C.B. LAYOUT



CIRCUIT: SPST
CONTACT CONFIGURATION



- NOTES:
1. ALL DIMENSIONS IN MM
 2. GENERAL TOLERANCE: X.X=±0.4
X.XX=±0.25
 3. TERMINAL NO'S FOR REFERENCE ONLY.
 4. RATING: 25mA, @50VDC
 5. OPERATING FORCE: 120gf
 6. TRAVEL TO MAKE: 0.7mm

REV.	ECN No.	DESCRIPTION	DATE	CHKD
A	11928	RELEASED FOR PRODUCTION	1/09/02	CJB

TITLE	SCALE	DATE	DR	DWG	REV
320.22 E1-1 GRY	2:1	1/09/02	CJB	XB0019P	A

E-SWITCH®

THE INFORMATION CONTAINED IN THIS DOCUMENT IS PROPRIETARY TO E-SWITCH AND IS NOT TO BE COPIED OR TRANSFERRED