

## SUMMARY



*Image is for illustrative purpose only*

### # Wires

Low	10
High	0
Coax	0
Triax	0
Quad	0
Fiber	0
Fluidic	0

### Download

[Request a quote](#)

[Catalog](#)

Series	2F
Termination type	Female crimp
IP rating	50
Cable Ø	0.00 - 0.00 mm
Matching parts	FGN.2F.310.CLC
Status	
Alternative part	

## TECHNICAL DETAILS

### Mechanics

Shell Style/Model	EG*: Fixed receptacle, nut fixing
Keying	3 keys (beta=165, gamma=30, plug: male contacts, receptacle: female contacts)
Housing Material	Brass (chrome plated) shell and nut, other pieces brass
Cable Fixing	∅ 0 - 0 mm
Variant	

### Performance

Configuration	2F.310 : 10 Low Voltage
Insulator	L: PEEK (UL 94 / V-0/3.2, depends on material thickness)
Rated Current	8 Amps

### Specifications

Contact Type: Crimp
Max. Matings: 5000
Contact Retention: 30 N
Contact Dia.: 0.9 mm (0.035in)
Bucket Dia.: 1.1 mm (0.043in)
Min. Conductor: 0.25 mm <sup>2</sup> (AWG 24)

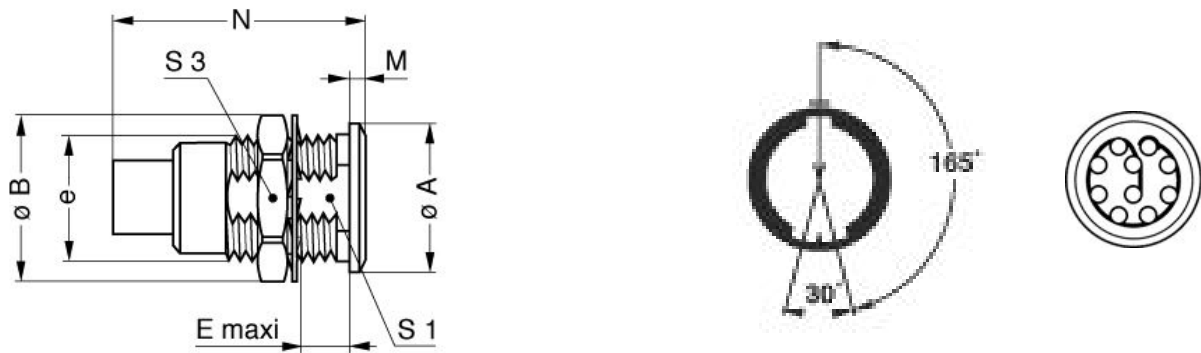
Max. Conductor: 0.5 mm<sup>2</sup> (AWG 20)  
 R (max): 4.8 mOhm  
 Vtest (contact-shell): 2100 V (AC), 2970 V (DC)  
 Vtest (contact-contact): 1800 V (AC), 2550 V (DC)

## Others

Endurance (Shell): 5000 mating cycles  
 Temp (min / max): -55 °C / +200 °C  
 Humidity (max): <=95% [at 60 deg C / 140 F]  
 Vibration: 15 g [10 Hz - 2000 Hz]  
 Shock Resistance: 100 g [ 6 ms]  
 Climatical Category: 50/175/21 (Aluminium shell)  
 IP Rating: 50

## DRAWINGS

### Draws



### Dimensions























	A	B	E	M	N	S1	S3	e
mm.	18	19.5	6	1.8	19	13.5	17	M15x1.0
in.	0,71	0,77	0,24	0,07	0,75	0,53	0,67	

## RECOMMENDED BY LEMO

### Tools

Crimp Tool: DPC.91.701.V  
 Crimp settings: AWG/Selector = 20-22-24/6-5-5  
 Positionner: DCE.91.090.BVM  
 Extractor: DCF.93.090.4LT

## Cables

CMN.10.T20.080PGCE	PVC	GREY	
CMN.10.T20.080PGZE		Grey	
CMN.10.T20.080PNCE	PVC	Black	
CMN.10.T20.080PNZE			
CMN.10.T20.080QGC	TPR	Grey	
CMN.10.T22.068PGCE	PVC	GREY	
CMN.10.T22.068PGZE		Grey	
CMN.10.T22.068PNCE	PVC	Black	
CMN.10.T22.068PNZE			
CMN.10.T22.068QGC			
CMN.10.T22.068QGZE	TPR (medical)	Grey	
CMN.10.T28.052PGCE	PVC	GREY	
CMN.10.T28.052PGZE		Grey	
CMN.10.T28.052PNCE	PVC	Black	
CMN.10.T28.052PNZE			
CMN.10.T28.053QGZE	TPR (medical)	Grey	
110 220	PVC	Black	
110 240	PTFE	White	
110 260	PTFE	White	
110 280	PVC	Black	
210 140	PVC	Grey	
210 200	PVC	Black	
210 240	PVC	Black	
210 250	PVC	Grey	
210 260	PVC	Black	