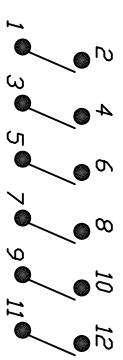
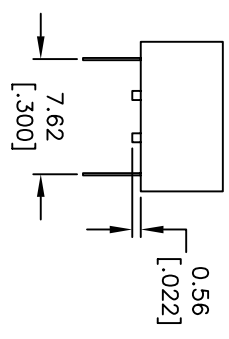
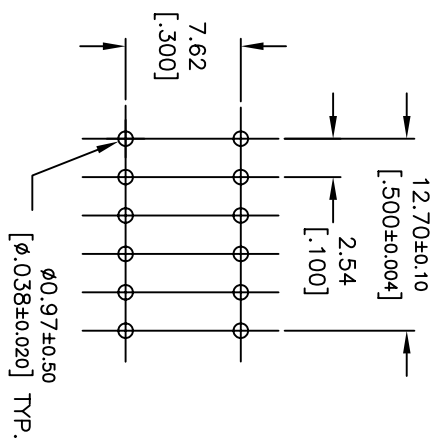


- NOTES:
1. ALL DIMENSIONS IN MM [INCH]
  2. GENERAL TOLERANCE: X.X=±0.4  
X.XX=±0.25
  3. TERM. NOS. FOR REFERENCE ONLY.
  4. SWITCHES SUPPLIED IN DISPENSING TUBES WITH ALL POLES IN THE "OFF" POSITION.
  5. ▲ DENOTES CRITICAL PARAMETER.
  6. PACKAGE: TUBE/27 PCS PER
  7. 2002/95/EC (ROHS) COMPLIANT



CONTACT CONFIGURATION  
\* (Pos. 1 Denotes Pin No. 1)



RECOMMEND P.C.B. LAYOUT

A	17193	RELEASED FOR PRODUCTION	4/17/07	TN
REV.	ECN No.	DESCRIPTION	DATE	CHKD

TITLE		KAS1106R		
SCALE	DATE	DR	DWG	REV
2:1	4/17/07	TN	N211062	A



THE INFORMATION CONTAINED IN THIS DOCUMENT IS PROPRIETARY TO E-SWITCH AND IS NOT TO BE COPIED OR TRANSFERRED