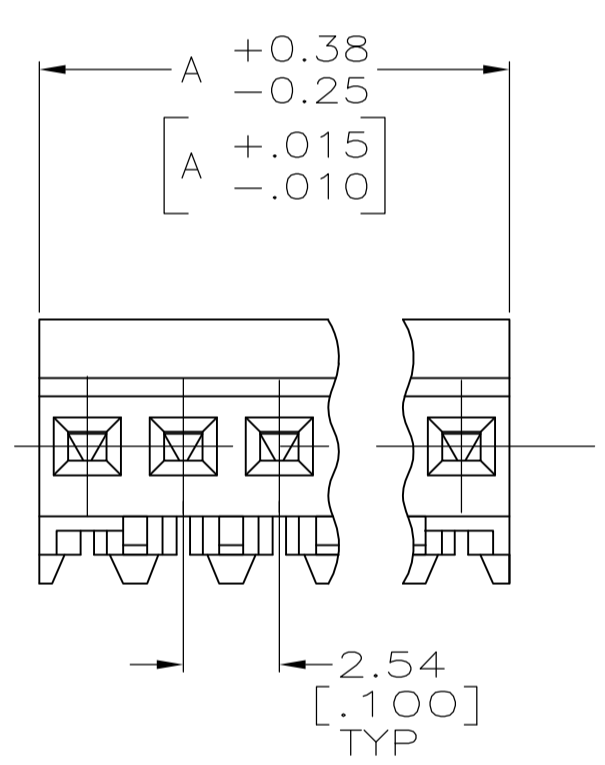
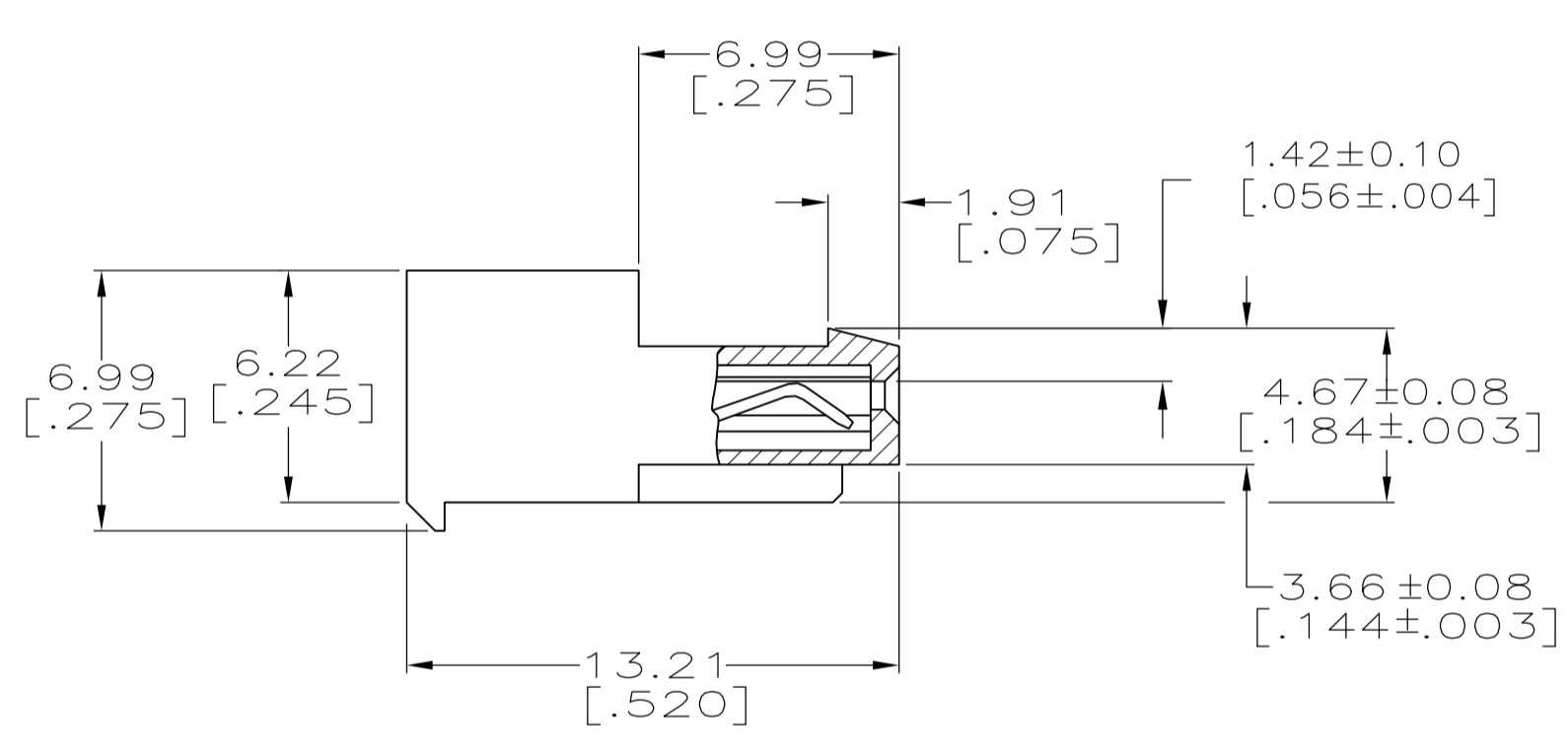
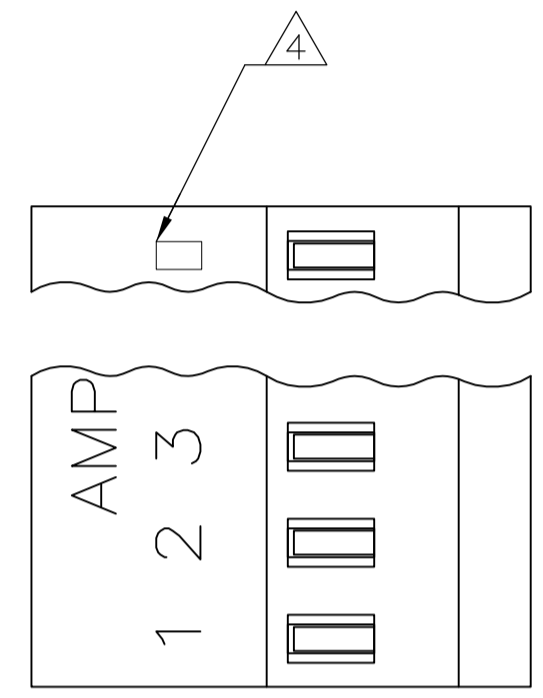


- 1 MATERIAL: CONNECTOR-NYLON UL94V-2 (RED).
CONTACTS-0.30 [.012] THICK COPPER ALLOY
0.00038 [.000015] GOLD OR 0.00038 [.000015]
TOTAL GOLD FLASH OVER PALLADIUM NICKEL,
PER TE CONNECTIVITY'S DISCRETION, IN CONTACT
AREA WITH MATTE TIN FOR 641190-2 THRU
2-641190-8, MATTE WHISKER MITIGATED TIN
FOR 3-641190-2 THRU 5-641190-8 OVER
NICKEL UNDERPLATE.
- 2 CONTACTS ACCEPT 22 AWG WIRE WITH 1.52 [.060] MAX INSULATION DIAMETER.
- 3 CONTACTS MUST ACCEPT 0.64±0.03 [.025±.001] SQUARE POST AND REMAIN LOCKED IN POSITION.
- 4 IDENTIFICATION NUMBER FOR LAST CIRCUIT MAY NOT APPEAR ON ALL ASSEMBLIES.
- 5 DIMENSIONS IN BRACKETS ARE IN INCHES.
- 6 HOUSING FEATURES ARE: CLOSED END WITH LOCKING RAMP.
- 7 OBSOLETE PARTS: OBSOLETE CIS STREAMLINING PER D.RENAUD/D.SINISI
- 8 OBSOLETE PART NUMBER



LEAD FREE	71.12 [2.800]	28	5-641190-8
	66.04 [2.600]	27	5-641190-7
	63.50 [2.500]	26	5-641190-6
	63.50 [2.500]	25	5-641190-5
	60.96 [2.400]	24	5-641190-4
	58.42 [2.300]	23	5-641190-3
	55.88 [2.200]	22	5-641190-2
	53.34 [2.100]	21	5-641190-1
	50.80 [2.000]	20	5-641190-0
	48.26 [1.900]	19	4-641190-9
	45.72 [1.800]	18	4-641190-8
	43.18 [1.700]	17	4-641190-7
	40.64 [1.600]	16	4-641190-6
	38.10 [1.500]	15	4-641190-5
	35.56 [1.400]	14	4-641190-4
	33.02 [1.300]	13	4-641190-3
	30.48 [1.200]	12	4-641190-2
	27.94 [1.100]	11	4-641190-1
	25.40 [1.000]	10	4-641190-0
	DIM A	NO.OF POSN	ASSEMBLY

CONTAINS LEAD	71.12 [2.800]	28	2-641190-8
	66.04 [2.600]	27	2-641190-7
	63.50 [2.500]	26	2-641190-6
	63.50 [2.500]	25	2-641190-5
	60.96 [2.400]	24	2-641190-4
	58.42 [2.300]	23	2-641190-3
	55.88 [2.200]	22	2-641190-2
	53.34 [2.100]	21	2-641190-1
	50.80 [2.000]	20	2-641190-0
	48.26 [1.900]	19	1-641190-9
	45.72 [1.800]	18	1-641190-8
	43.18 [1.700]	17	1-641190-7
	40.64 [1.600]	16	1-641190-6
	38.10 [1.500]	15	1-641190-5
	35.56 [1.400]	14	1-641190-4
	33.02 [1.300]	13	1-641190-3
	30.48 [1.200]	12	1-641190-2
	27.94 [1.100]	11	1-641190-1
	25.40 [1.000]	10	1-641190-0
	DIM A	NO.OF POSN	ASSEMBLY

THIS DRAWING IS A CONTROLLED DOCUMENT.		DIN S. HOOVER 20-DEC-2004		TE Connectivity	
DIMENSIONS: mm [INCHES]		CHK: D. ROSSI 20-DEC-2004			
TOLERANCES UNLESS OTHERWISE SPECIFIED:		APVD: D. ROSSI 20-DEC-2004		NAME: MTA .100 CONNECTOR ASSEMBLY 22 AWG, STANDARD	
0 PLC ±		± 0.13 [.005]		PRODUCT SPEC: 108-1050	
1 PLC ±		±		APPLICATION SPEC: 114-1019	
2 PLC ±		±		SIZE: A1	
3 PLC ±		±		CAGE CODE: 00779	
4 PLC ±		±		DRAWING NO: 641190	
ANGLES ±		±		RESTRICTED TO: CUSTOMER DRAWING	
MATERIAL: 1		FINISH: 1		SCALE: 5:1 SHEET 1 OF 1 REV: N2	