

Preliminary

# "High Frequency Ceramic Solutions"

## 2.45 GHz Balun - Ultra Low Profile

P/N 2450BL07A0100

Detail Specification: 12/19/08

Page 1 of 2

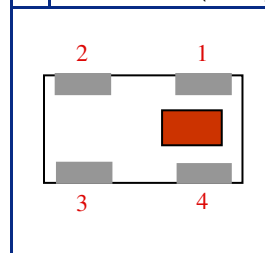
### General Specifications

Part Number	2450BL07A0100
Frequency (MHz)	2400 - 2500
Unbalanced Impedance	50 Ω
Balanced Impedance	100 Ω
Insertion Loss	1.3 dB max.
Return Loss	9.5 dB min.
Phase Difference (degree)	180 ± 10
Amplitude Difference	2.0 dB max.

Reel Quantity	10,000
Power Capacity	2W max.
Operating Temperature	-40 to +85°C
Storage Temperature	+5 ~ +35 °C, 12 mos max. Humidity 45~75%RH

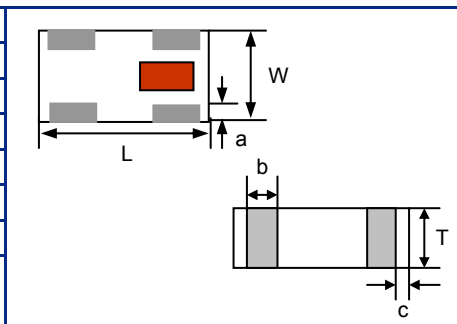
### Terminal Configuration

No.	Function
1	Unbalanced Port (IN)
2	GND or DC feed + RF GND
3	Balanced Port (OUT1)
4	Balanced Port (OUT2)



### Mechanical Dimensions

	In	mm
L	0.039 ± 0.004	1.00 ± 0.10
W	0.020 ± 0.004	0.50 ± 0.10
T	0.015 ± 0.002	0.37 ± 0.05
a	0.004 +.004/-0.002	0.10 +0.1/-0.05
b	0.010 +.004/-0.002	0.25 +0.1/-0.05
c	0.004 +.004/-0.002	0.10 +0.1/-0.05

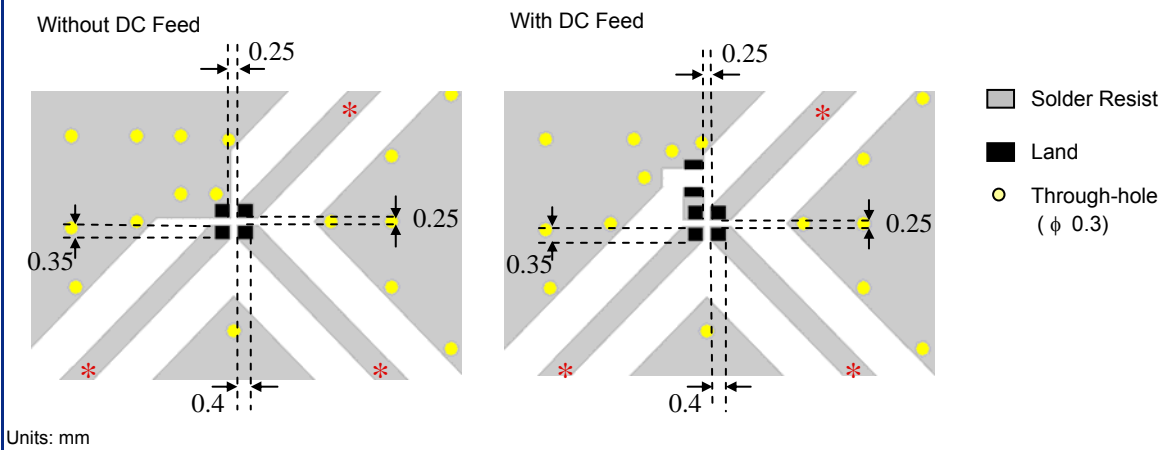


### Mounting Considerations

Mount these devices with brown mark facing up.

\* Line width should be designed to provide proper impedance matching characteristics.

\*\* By-pass capacitor should be connected when feeding DC power.



Johanson Technology, Inc. reserves the right to make design changes without notice.

All sales are subject to Johanson Technology, Inc. terms and conditions.

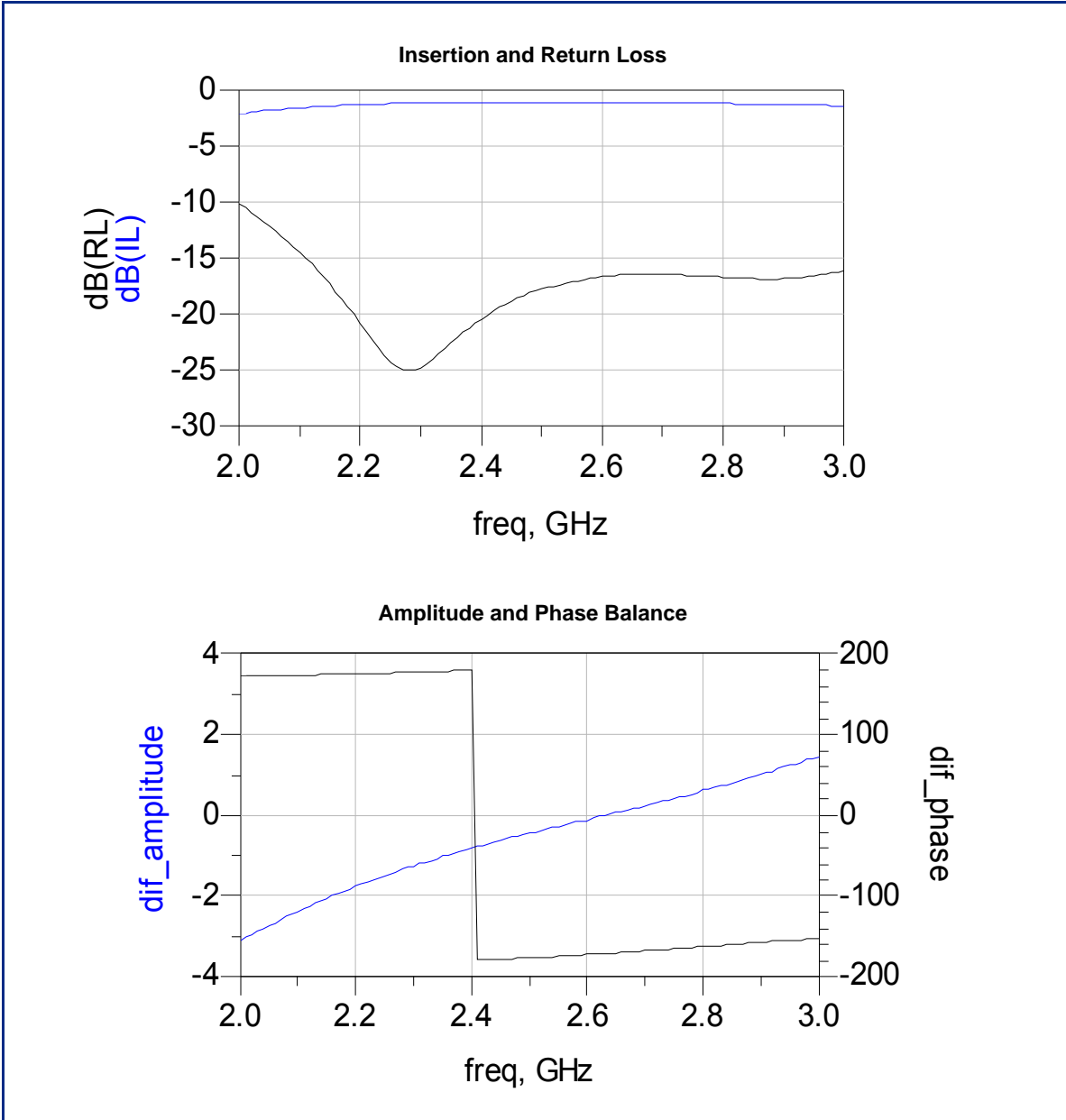


[www.johansontechnology.com](http://www.johansontechnology.com)

4001 Calle Tecate • Camarillo, CA 93012 • TEL 805.389.1166 FAX 805.389.1821

2008 Johanson Technology, Inc. All Rights Reserved

### Typical Electrical Performance (T=25°C)



Johanson Technology, Inc. reserves the right to make design changes without notice.

All sales are subject to Johanson Technology, Inc. terms and conditions.