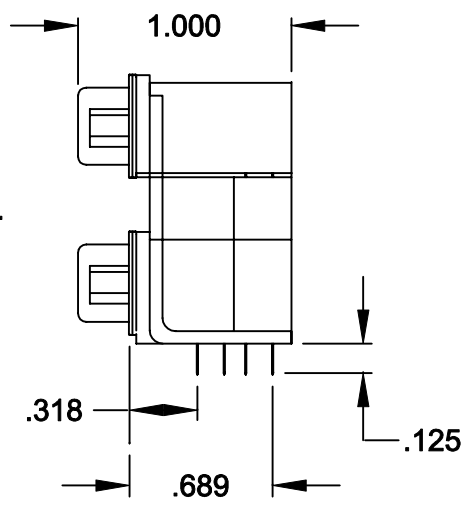
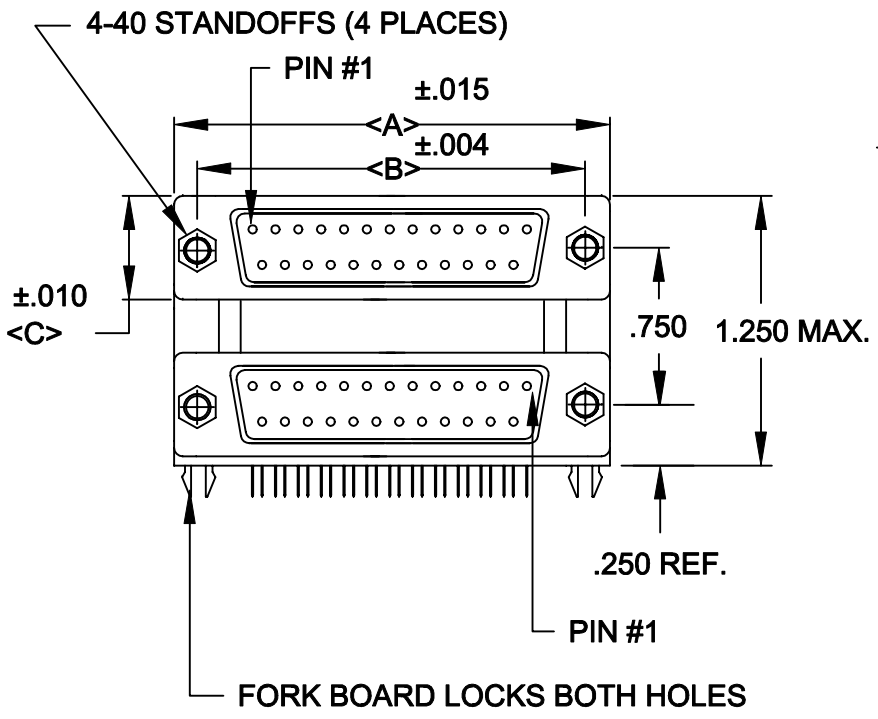


DESCRIPTION: .750 CENTER DUAL PORT D-SUB MALE/FEMALE



	A	B	C
9	1.204	.984	.494
	30.6	25.0	12.55
15	1.535	1.312	.494
	39.0	33.3	12.55
25	2.078	1.850	.494
	52.8	47.0	12.55
37	2.724	2.500	.494
	69.2	63.5	12.55

178-XXX-412-571

SERIES _____

POSITIONS _____

009 _____

015 _____

025 _____

037 _____

GENDER _____

61 = MALE OVER MALE

41 = MALE OVER FEMALE

51 = FEMALE OVER FEMALE

31 = FEMALE OVER MALE

SHELL PLATING _____

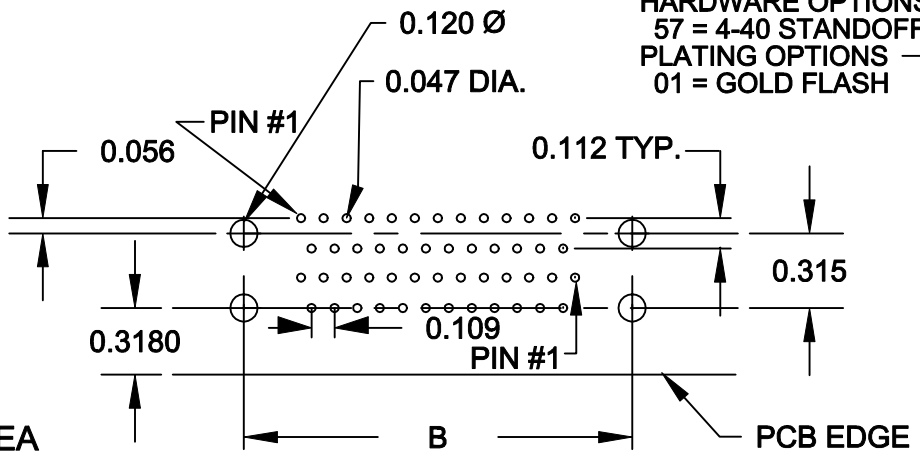
2 = TIN

HARDWARE OPTIONS _____

57 = 4-40 STANDOFFS/BOARD LOCKS

PLATING OPTIONS _____

01 = GOLD FLASH



SPECIFICATIONS:

MATERIALS:

- SHELL: STEEL, TIN PLATED
- INSULATOR: UL 94V-0 RATED BLACK GLASS-FILLED POLYESTER
- CONTACTS: BRASS - GOLD FLASH IN MATING AREA
- TIN/LEAD SOLDER TAILS

ELECTRICALS:

- CURRENT RATING: 5 AMPS
- DIELECTRIC STRENGTH: 1000V AC RMS
- INSULATOR RESISTANCE: 1000 MOHMS MIN
- TEMPERATURE: -55°C TO +105°C

	THESE DRAWINGS AND SPECIFICATIONS ARE THE PROPERTY OF NorComp AND SHALL NOT BE REPRODUCED, COPIED OR USED AS THE BASIS FOR THE MANUFACTURE OF SALE OF APPARATUS WITHOUT WRITTEN PERMISSION.		DRAWN: PAM JENKINS	DATE: 9-24-98
			CHECKED:	DATE:
NorComp		SCALE: 1:1	SHEET 1 OF 1	REV 8
		DWG NO. 178-XXX-412-571		