



YTW-26-02-T-5-250-050



YTW-12-10-S-6-300-215



YTW-20-03-G-Q-400-085

(2.00 mm) .0787"

YTW SERIES

HIGH-DENSITY BOARD STACKER

SPECIFICATIONS

For complete specifications see www.samtec.com/YTW

Insulator Material: Black Liquid Crystal Polymer

Terminal Material: Phosphor Bronze

Operating Temp Range: -55 °C to +105 °C with Tin; -55 °C to +125 °C with Gold

Plating: Sn or Au over 50 μ" (1.27 μm) Ni

RoHS Compliant: Yes

Lead-Free Solderable: Wave only

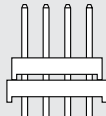
RECOGNITIONS

For complete scope of recognitions see www.samtec.com/quality

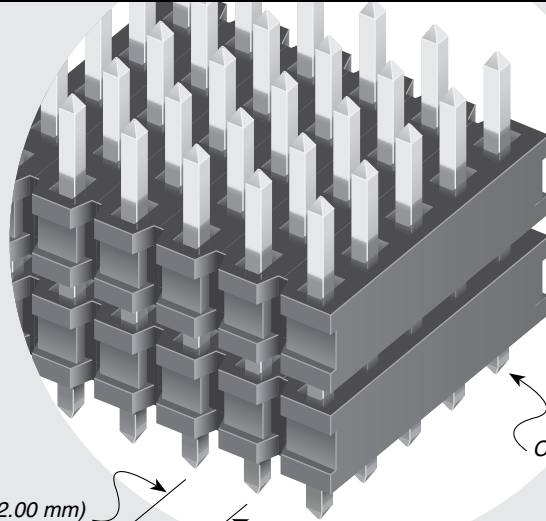


Mates with:
YTQ, YTS, YTE

OTHER SOLUTIONS



Paste In Hole (PIH) processing.
Contact Samtec ASP Group.



Choice of 4, 5 or 6 row

(2.00 mm)
.0787" pitch



02 thru 50

Specify LEAD STYLE from chart below.

-G
= 20 μ" (0.51 μm) Gold contact area, Gold flash on tail

-S
= 30 μ" (0.76 μm) Gold contact area, Tin on tail (Style -01 & -02 not available)

-L
= 10 μ" (0.25 μm) Gold contact area, Tin on tail

-T
= Tin

-Q
= Four Row

-5
= Five Row

-6
= Six Row

-“XXX”
= Stacker Height In inches (0.13 mm) .005" increments
Example: -250 = (6.35 mm) .250"

-“XXX”
= Tail Length In inches (0.13 mm) .005" increments
Example: -150 = (3.81 mm) .150"

-“XXX”
= Polarized Position

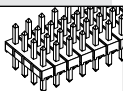
Note: This Series is non-standard, non-returnable.

Other Solutions

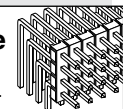
2 mm Shunt
See 2SN Series.



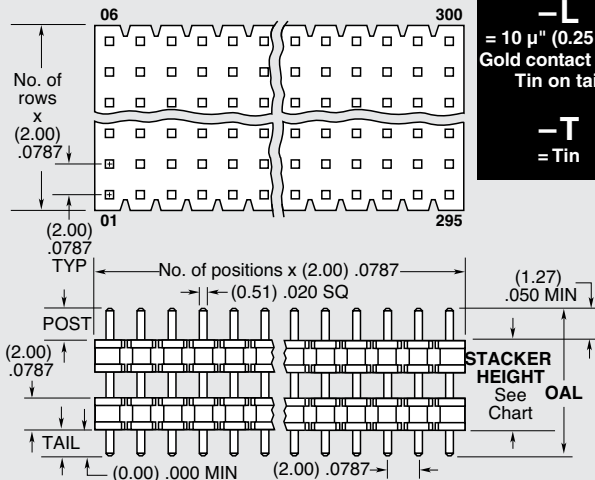
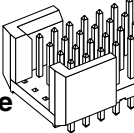
Low Profile
See YTT & TMM Series.



Right-angle Four Row
See TMM Series.



Shrouded Four Row Vertical & Right-angle
See TMMS Series.



LEAD STYLE	OAL
-01	(8.20) .323
-02	(9.60) .377
-03	(13.60) .535
-04	(14.10) .555
-05	(15.10) .594
-06	(17.10) .673
-07	(19.10) .751
-09	(11.60) .456
-10	(15.60) .614
-11	(10.08) .397

ROW OPTION	STACKER HEIGHT
-Q	(3.05) .120 MIN
-5 & -6	(4.06) .160 MIN