THIS DRAWING IS UNPUBLISHED. RELEASED FOR PUBLICATION – –, .
© COPYRIGHT – By – ALL RIGHTS RESERVED.

LOC	DIST
H	—

REVISIONS

P	LTR	DESCRIPTION	DATE	DWN	APVD
	F1	REVISED PER ECO–11–005294	02APR11	RK	HMR

NOTES:

1. MATERIAL : – HOUSING : POLYESTER G.F.
   COLOUR : GREY.
   – CONTACTS : PHOSPHORBRONZE.
2. FINISH : –1 AT CONTACT AREA 1,25µm AU OVER 1,25µm NI.
   AT POST AREA 2,5µm Sn OVER 1,25µm NI.
   –4 SAME AS –1 ONLY 0,8µm AU.
   –7 SAME AS –1 ONLY 2,0µm AU.
   –8 SAME AS –1 ONLY 0,4µm AU.
3. SOLDERPOSTS SUITABLE FOR 0,80±0,05 OR 1,0±0,1 NOM DIA HOLES.

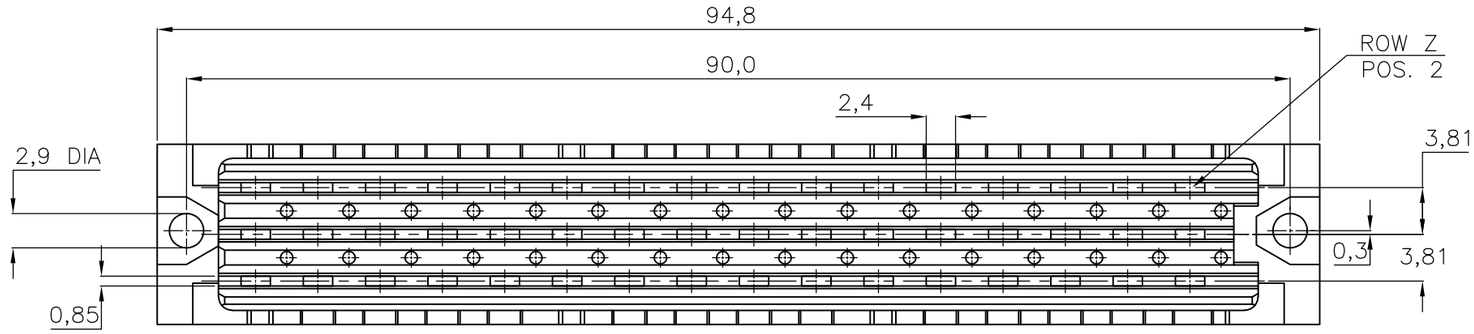

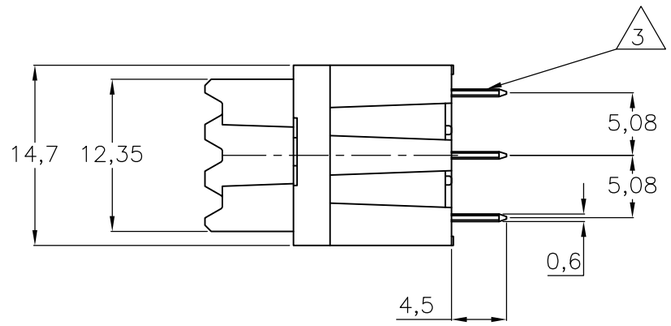

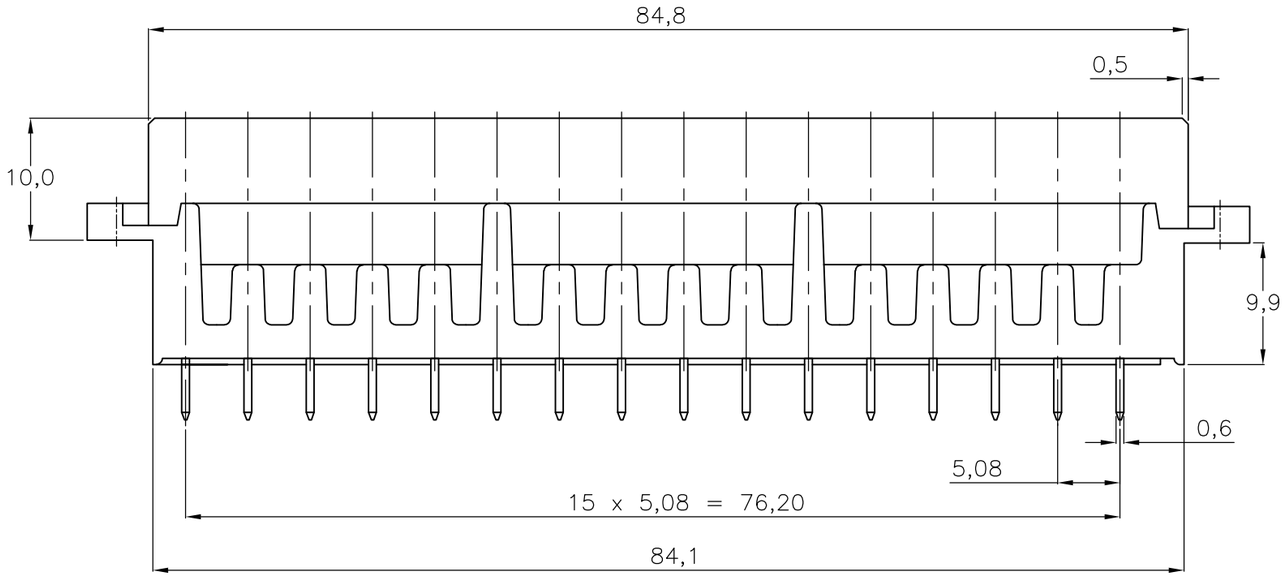

OBSOLETE	SEE NOTE 2	SEE NOTE 1	~~9–166733–4~~
OBSOLETE			~~166733–8~~
OBSOLETE			~~166733–7~~
			166733–4
			166733–1
	FINISH	MATERIAL	PARTNUMBER

ROW	z	b	d
POS	X	X	X
32	X	X	X
30	X	X	X
28	X	X	X
26	X	X	X
24	X	X	X
22	X	X	X
20	X	X	X
18	X	X	X
16	X	X	X
14	X	X	X
12	X	X	X
10	X	X	X
8	X	X	X
6	X	X	X
4	X	X	X
2	X	X	X

AN ASTERISK ,,X'' DENOTES A CONTACT.

THIS DRAWING IS A CONTROLLED DOCUMENT.

DIMENSIONS: mm

TOLERANCES UNLESS OTHERWISE SPECIFIED:
0 PLC ± –
1 PLC ± –
2 PLC ± –
3 PLC ± –
4 PLC ± –
ANGLES ± –

MATERIAL –

FINISH –

DWN R.V.LOKVEN 28JUN91
CHK J.GIBBELS 27MAY97
APVD –
PRODUCT SPEC –
APPLICATION SPEC –
WEIGHT –

TE Connectivity

NAME
3x16 POS. TYPE F FEMALE
B. T. B. SOLDER CONNECTOR

SIZE	CAGE CODE	DRAWING NO	RESTRICTED TO
A3	00779	C–166733	–

CUSTOMER DRAWING

SCALE	SHEET	REV
NTS	1 OF 1	F1