



### General Description

The MX555ABA850M000 is an ultra-low phase jitter XO with LVPECL output optimized for high line rate applications.

### Features

- 850MHz LVPECL
- Typical phase noise:
  - 11 fs (Integration range: 1.875MHz-20MHz)
- ±50ppm total frequency stability
- -40°C to +85°C temperature range
- Industry standard 6-Pin 5mm x 3.2mm LGA package

### Absolute Maximum Ratings

Supply Voltage (VIN).....+4.6V  
Lead Temperature (soldering, 10s).....260°C  
Storage Temperature (T<sub>s</sub>).....125°C  
ESD Rating (HBM).....2kV

### Operating Ratings

Supply Voltage (VIN).....+2.375V to +3.63V  
Ambient Temperature (TA).....-40°C to +85°C

### Electrical Characteristics

VDD = 2.375 - 3.63V, TA = -40°C to +85°C, outputs terminated with 50 Ohms to VDD - 2V.<sup>1</sup>

Symbol	Parameter	Condition	Min.	Typ.	Max.	Units
IDD	Supply Current				120	mA
F0	Center Frequency			850		MHz
	Frequency Stability	Note 2			±50	ppm
∅j	Phase Noise	Integration Range (12kHz to 20MHz) Integration Range (1.875MHz to 20MHz)		141 111		fsRMS
Tstart	Start-Up Time				20	ms
TR/TF	Rise/Fall time		85		350	ps
	Duty Cycle		45		55	%
VOH	Output High Voltage	LVPECL output levels	VDD - 1.35	VDD - 1.01	VDD - 0.8	V
VOL	Output Low Voltage	LVPECL output levels	VDD - 2.0	VDD - 1.78	VDD - 1.6	V
Vswing	Peak to Peak Output Voltage Swing		0.65	0.77	0.95	V

#### Notes:

1. Guaranteed after thermal equilibrium.
2. Inclusive of initial accuracy, temperature drift, aging, shock, vibration.

ClockWorks is a registered trademark of Microchip Technology Inc.

## Ordering Information

Ordering Part Number	Marking Line 1	Marking Line 3	Shipping	Package
MX555ABA850M000	MX555A	BA8500	Tube	6-Pin 5mm x 3.2mm LGA
MX555ABA850M000-TR	MX555A	BA8500	Tape and Reel	6-Pin 5mm x 3.2mm LGA

Devices are Green and RoHS compliant. Sample material may have only a partial top mark.

## Pin Configuration



## Pin Description

Pin Number	Pin Name	Pin Type	Pin Level	Pin Function
1	OE	I, SE	LVC MOS	Output Enable, disables output to tri-state, 0 = Disabled, 1 = Enabled, 50k Ohms Pull-Up
2	DNC			Make no connection, leave floating.
3	GND	PWR		Power Supply Ground
4, 5	Q, /Q	O, Diff	LVPECL	Clock Output Frequency = 850MHz
6	VDD	PWR		Power Supply

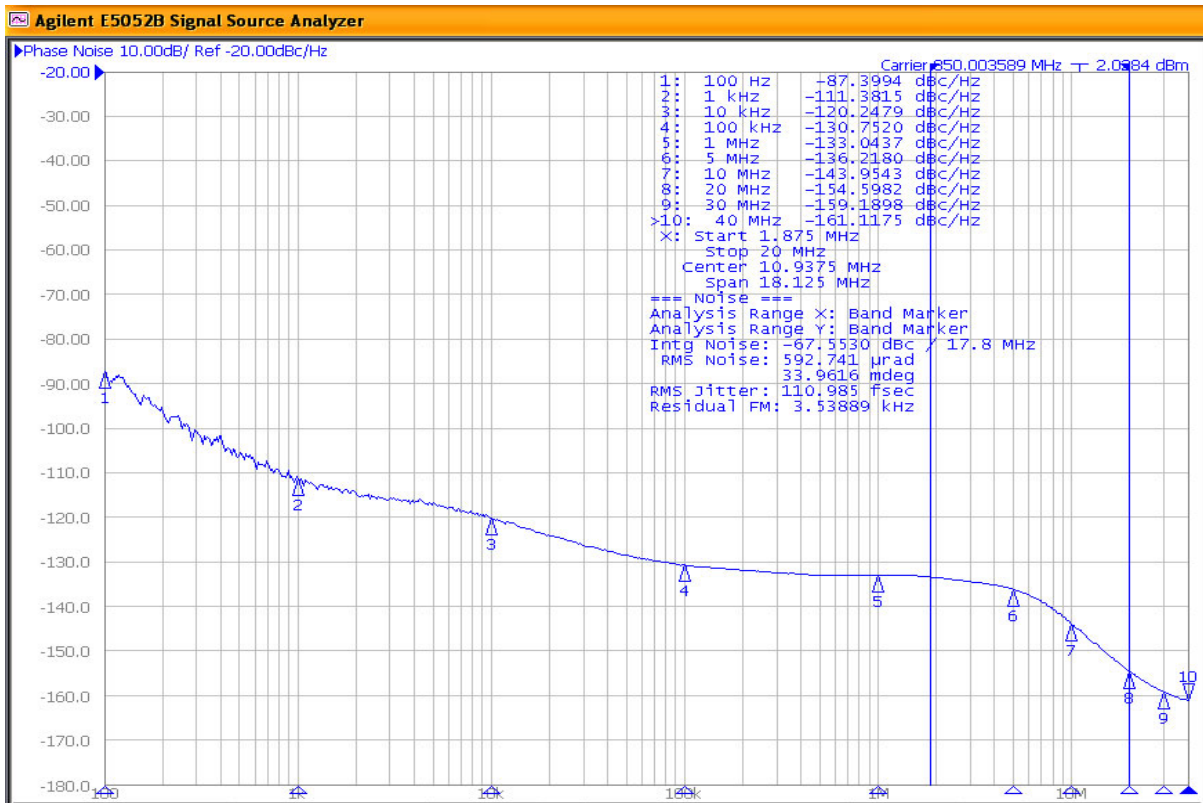


Figure 1. LVPECL Output 850MHz 1.875MHz-20MHz 111fs

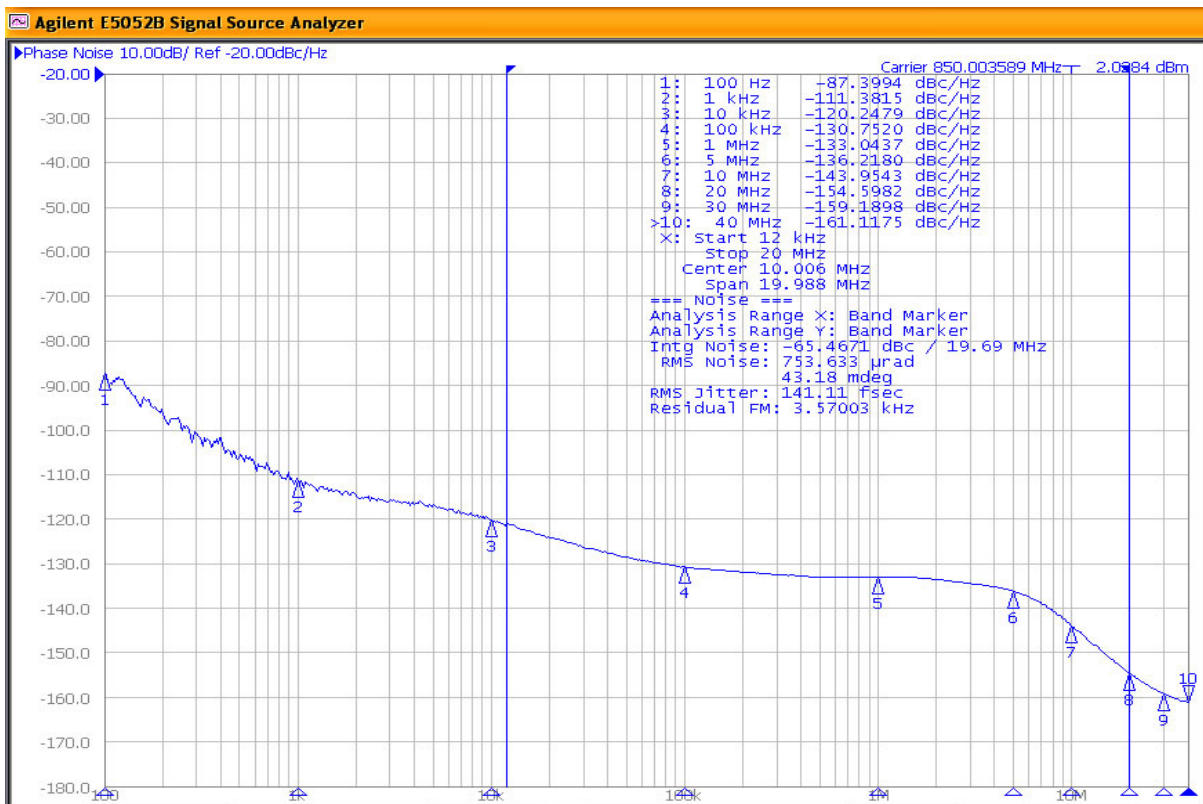


Figure 2. LVPECL Output 850MHz 12kHz-20MHz 141fs

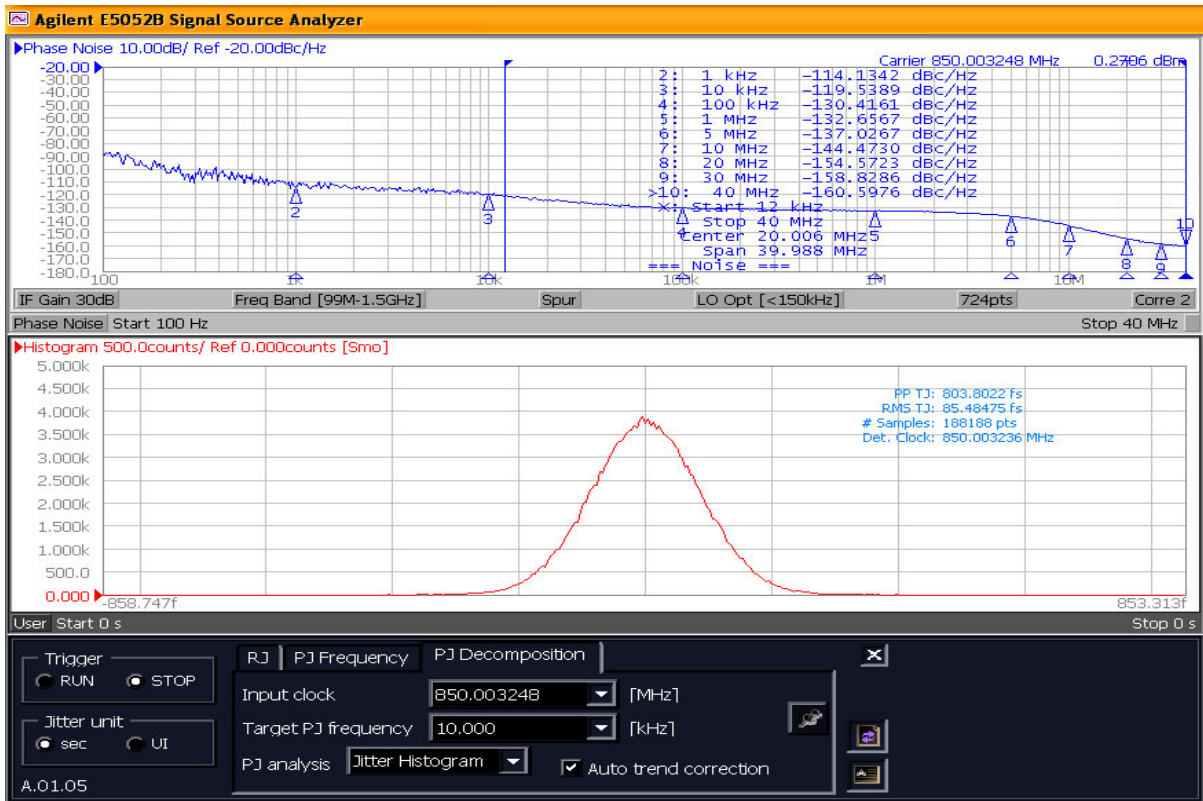
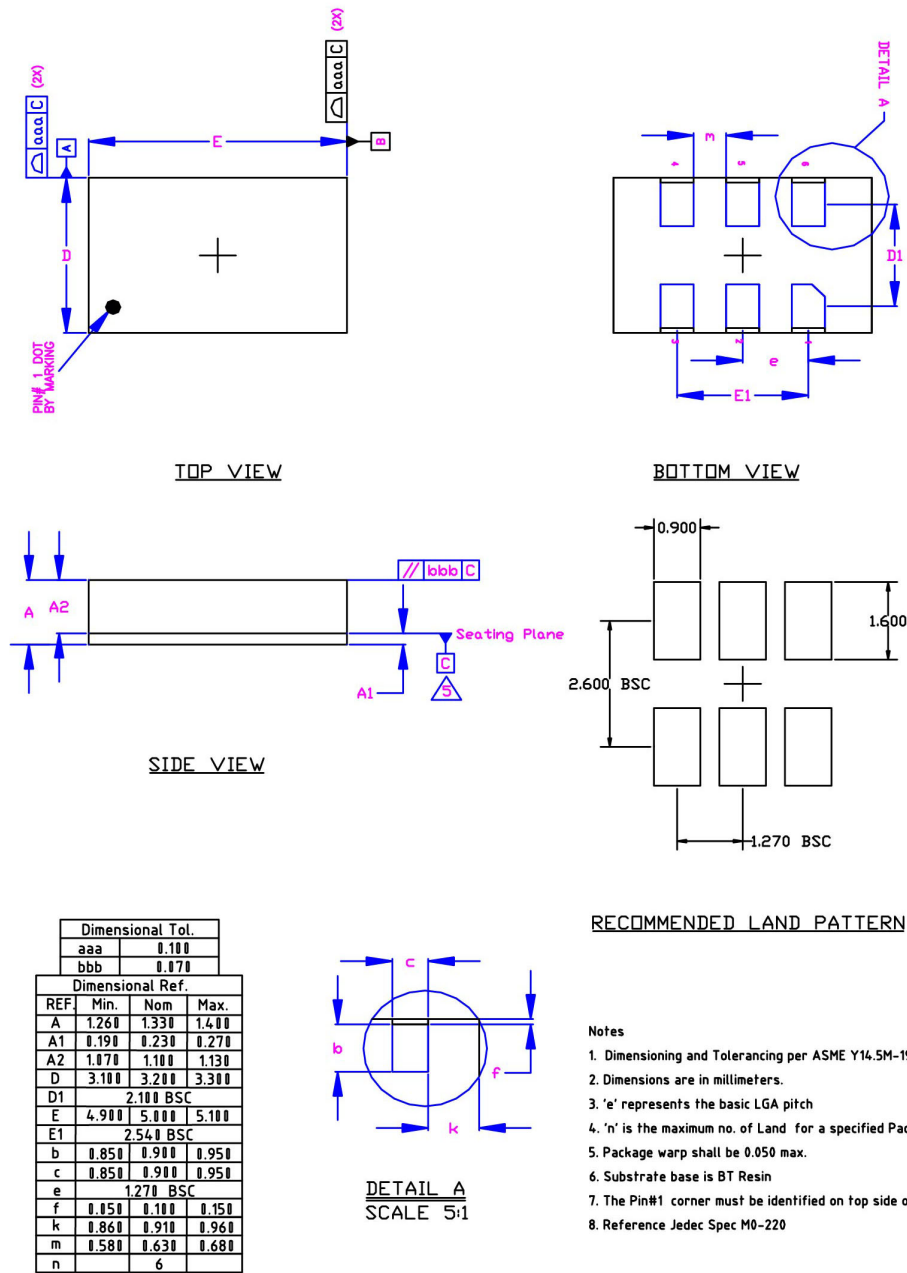


Figure 3. E5001A Period Jitter @ 850MHz LVPECL, RMS TJ: 85.5fs, Pk-Pk TJ: 804fs

### Package Information and Recommended Land Pattern for 6-Pin LGA<sup>3</sup>



**RECOMMENDED LAND PATTERN**

- Notes**
1. Dimensioning and Tolerancing per ASME Y14.5M-1994.
  2. Dimensions are in millimeters.
  3. 'e' represents the basic LGA pitch
  4. 'n' is the maximum no. of Land for a specified Package.
  5. Package warp shall be 0.050 max.
  6. Substrate base is BT Resin
  7. The Pin#1 corner must be identified on top side only.
  8. Reference Jecdec Spec M0-220

**Note:**

3. Package information is correct as of the publication date. For updates and most current information, go to [www.microchip.com](http://www.microchip.com).

**Microchip Technology Inc.**

<http://www.microchip.com>

Microchip makes no representations or warranties with respect to the accuracy or completeness of the information furnished in this data sheet. This information is not intended as a warranty and Microchip does not assume responsibility for its use. Microchip reserves the right to change circuitry, specifications and descriptions at any time without notice. No license, whether express, implied, arising by estoppel or otherwise, to any intellectual property rights is granted by this document. Except as provided in Microchip's terms and conditions of sale for such products, Microchip assumes no liability whatsoever, and Microchip disclaims any express or implied warranty relating to the sale and/or use of Microchip products including liability or warranties relating to fitness for a particular purpose, merchantability, or infringement of any patent, copyright or other intellectual property right.

© 2017 Microchip Technology Inc.