



THIS DRAWING IS UNPUBLISHED. RELEASED FOR PUBLICATION
 © COPYRIGHT - By - ALL RIGHTS RESERVED.

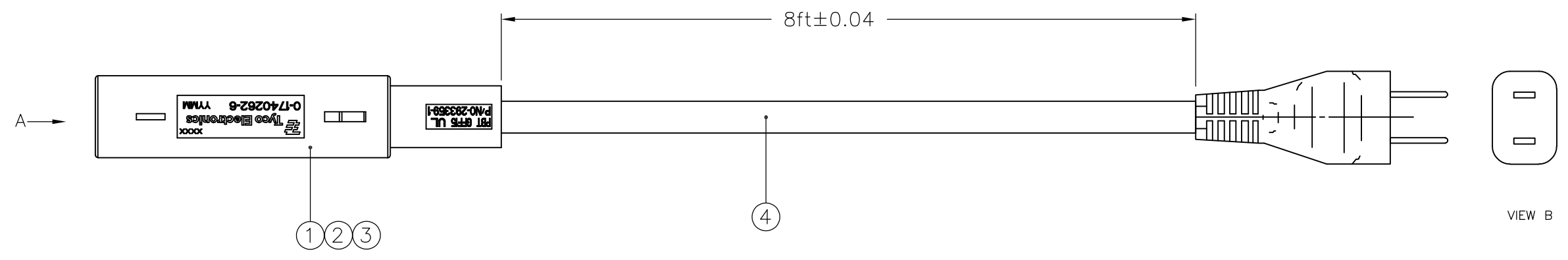
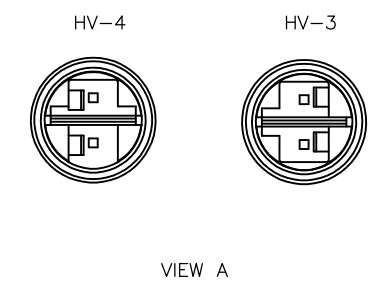
LOC	DIST	REVISIONS					
		P	LTR	DESCRIPTION	DATE	DWN	APVD
			A	INITIAL RELEASE	28APR11	GSK	RH
			A1	MAIN VIEW CORRECTED	02JUN2015	TB	GA

NOTE:


- PACKAGING ACC. TO TE SPEC.107-18032 BUNDLE EVERY 25 ASSEMBLIES WITH A RUBBER BAND
- ELECTRICAL TEST CONTAINING "SHORT CIRCUIT TEST, CONTINUITY AND ACCURATE CAVITY ASSIGNMENT TEST" ACC. TO TE-SPEC.108-18857, SUBSECTION 3.1.1
- ASSEMBLY COLOR: WHITE

 KEYING: ACC. TO TABLE

	
PN	KEYING
1--1	HV-3
2--1	HV-4



UOM	QTY	QTY	DESCRIPTION	POS.
PC	1	1	POWER SUPPLY CORD CABLE SVT 2xAWG18 UL	4
PC	2	2	MICRO QUADLOK SYSTEM PIN CONTACT	3
PC	1	1	TUBE FOR SVT CABLE	2
PC	-	1	OUTLET, MINI HVL 7.5mm HV-3	1
PC	1	-	OUTLET, MINI HVL 7.5mm HV-4	
UOM	QTY	QTY	DESCRIPTION	POS.
	2--1	1--1		

THIS DRAWING IS A CONTROLLED DOCUMENT.		DWN 28APR11 SATHISH KUMAR.G	 TE Connectivity	
DIMENSIONS: mm		CHK 29APR11 R.HOSSAINI		
TOLERANCES UNLESS OTHERWISE SPECIFIED:		APVD 29APR11 R.HOSSAINI	NAME CABLE ASSEMBLY NECTOR S LINE OUTLET TO POWERPLUG, HV-3 AND HV-4	
0 PLC ± -		PRODUCT SPEC	SIZE	
1 PLC ± -		APPLICATION SPEC	CAGE CODE	
2 PLC ± -			DRAWING NO	
3 PLC ± -			RESTRICTED TO	
4 PLC ± -			A3 00779 C-2083082	
ANGLES ± -		WEIGHT	SCALE	
FINISH			NTS	
MATERIAL			SHEET	
			1 OF 1	
			REV	
			A1	