

4

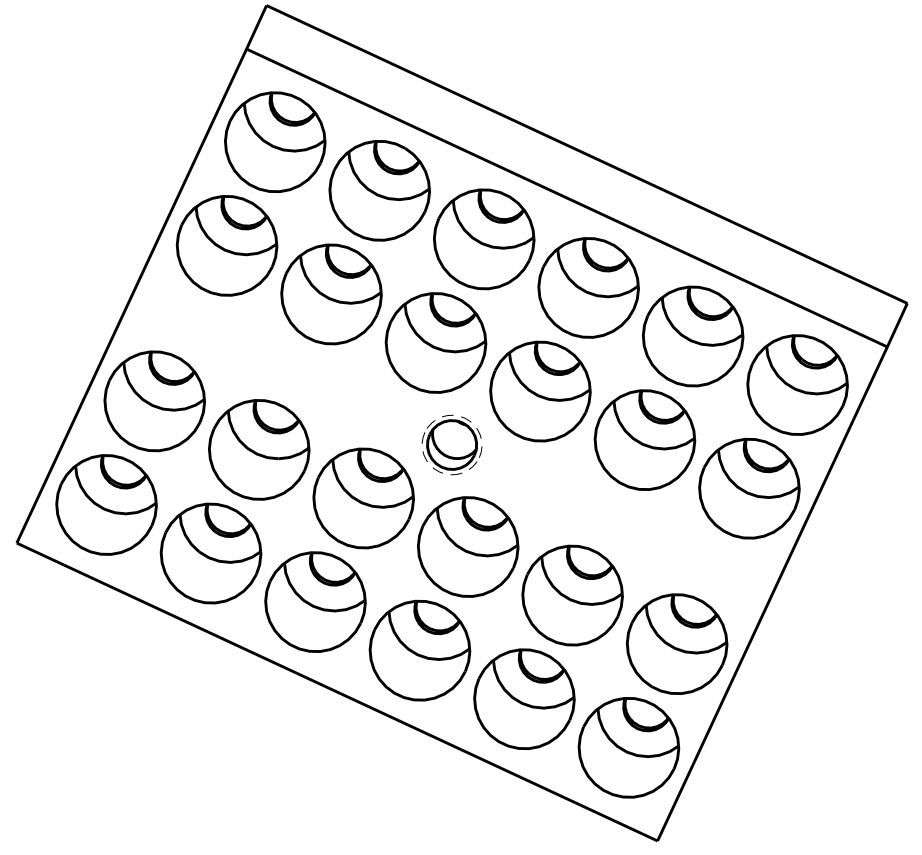
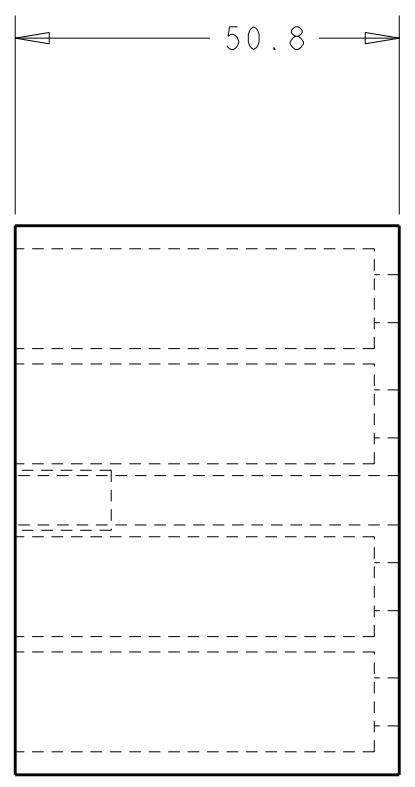
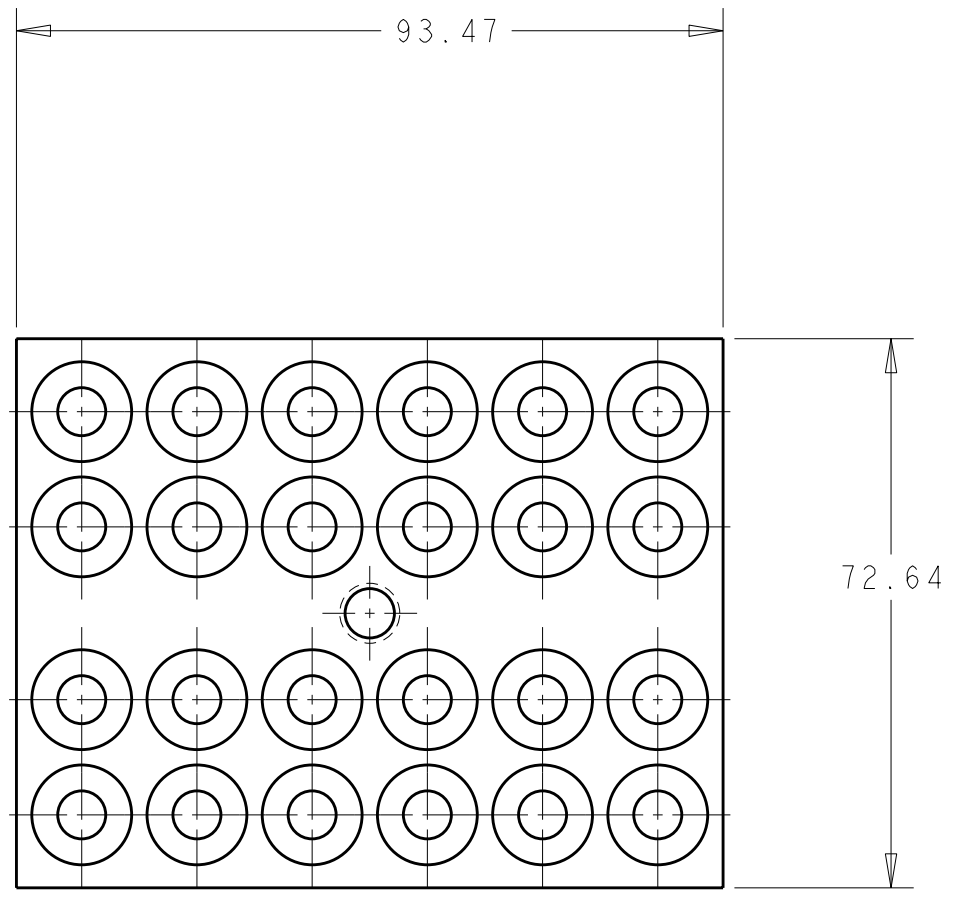
3

2

1

THIS DRAWING IS UNPUBLISHED. RELEASED FOR PUBLICATION 20
 © COPYRIGHT 20 BY TYCO ELECTRONICS CORPORATION. ALL RIGHTS RESERVED.

LOC	DIST	REVISIONS					
		P	LTR	DESCRIPTION	DATE	DWN	APVD
CE	00		A	REVISE PER ECR-06-015377	05JUL2006	BB	DK



- 1 MATERIAL: ALUMINUM.
- 2 FINISH: BLACK ANODIZE.

502129-1
 PART NUMBER

<small>THIS DRAWING IS A CONTROLLED DOCUMENT FOR TYCO ELECTRONICS CORPORATION IT IS SUBJECT TO CHANGE AND THE CONTROLLING ENGINEERING ORGANIZATION SHOULD BE CONTACTED FOR THE LATEST REVISION.</small>		DWN B. BRIGGS 05JUL2006 CHK D. KIRSCH 05JUL2006 APVD S. BUCHTER 05JUL2006	Tyco Electronics Harrisburg, PA 17105-3608
DIMENSIONS: mm	TOLERANCES UNLESS OTHERWISE SPECIFIED: 0 PLC ±. 1 PLC ±. 2 PLC ±. 3 PLC ±. 4 PLC ±. ANGLES ±.	NAME CONNECTOR BLOCK	SIZE CAGE CODE DRAWING NO RESTRICTED TO A3 00779 C-502129 -
MATERIAL - 	FINISH - 	PRODUCT SPEC - APPLICATION SPEC - WEIGHT -	CUSTOMER DRAWING SCALE SHEET OF REV A