

2A, 20V - 40V Surface Mount Schottky Barrier Rectifier

FEATURES

- AEC-Q101 qualified
- Very low profile - typical height of 0.68mm
- Low power loss, high efficiency
- Ideal for automated placement
- Moisture sensitivity level: level 1, per J-STD-020
- Compliant to RoHS Directive 2011/65/EU and in accordance to WEEE 2002/96/EC
- Halogen-free according to IEC 61249-2-21

KEY PARAMETERS		
PARAMETER	VALUE	UNIT
$I_{F(AV)}$	2	A
V_{RRM}	20 - 40	V
I_{FSM}	25	A
$T_{J\ MAX}$	150	°C
Package	Micro SMA	

APPLICATIONS

- Converter
- Free wheeling
- LED lighting
- Adapters



MECHANICAL DATA

- Case: Micro SMA
- Molding compound meets UL 94V-0 flammability rating
- Terminal: Matte tin plated leads, solderable per J-STD-002
- Meet JESD 201 class 2 whisker test
- Polarity: As marked
- Weight: 0.006 g (approximately)



Micro SMA

ABSOLUTE MAXIMUM RATINGS ($T_A = 25^\circ\text{C}$ unless otherwise noted)					
PARAMETER	SYMBOL	SS22M	SS23M	SS24M	UNIT
Marking code on the device		D	E	F	
Repetitive peak reverse voltage	V_{RRM}	20	30	40	V
Forward current	$I_{F(AV)}$	2			A
Surge peak forward current, 8.3 ms single half sine-wave superimposed on rated load per diode	I_{FSM}	25			A
Junction temperature	T_J	- 55 to +150			°C
Storage temperature	T_{STG}	- 55 to +150			°C

THERMAL PERFORMANCE			
PARAMETER	SYMBOL	TYP.	UNIT
Junction-to-lead Thermal Resistance	$R_{\theta JL}$	15	°C/W
Junction-to-ambient thermal resistance	$R_{\theta JA}$	105	°C/W
Junction-to-case thermal resistance	$R_{\theta JC}$	20	°C/W

ELECTRICAL SPECIFICATIONS ($T_A = 25^\circ\text{C}$ unless otherwise noted)					
PARAMETER	CONDITIONS	SYMBOL	TYP.	MAX.	UNIT
Forward voltage per diode ⁽¹⁾	$I_F = 2\text{A}, T_J = 25^\circ\text{C}$	V_F	-	0.60	V
	$I_F = 2\text{A}, T_J = 125^\circ\text{C}$		-	0.55	V
Reverse current @ rated V_R per diode ⁽²⁾	$T_J = 25^\circ\text{C}$	I_R	-	150	μA
	$T_J = 125^\circ\text{C}$		-	15	mA
Junction capacitance	1 MHz, $V_R = 4.0\text{V}$	C_J	35	-	pF

Notes:

1. Pulse test with $PW = 0.3\text{ ms}$
2. Pulse test with $PW = 30\text{ ms}$

ORDERING INFORMATION		
PART NO.	PACKAGE	PACKING
SS22MHRSG	Micro SMA	3000 / 7" Plastic reel
SS23MHRSG	Micro SMA	3000 / 7" Plastic reel
SS24MHRSG	Micro SMA	3000 / 7" Plastic reel

CHARACTERISTICS CURVES

($T_A = 25^\circ\text{C}$ unless otherwise noted)

Fig.1 Forward Current Derating Curve

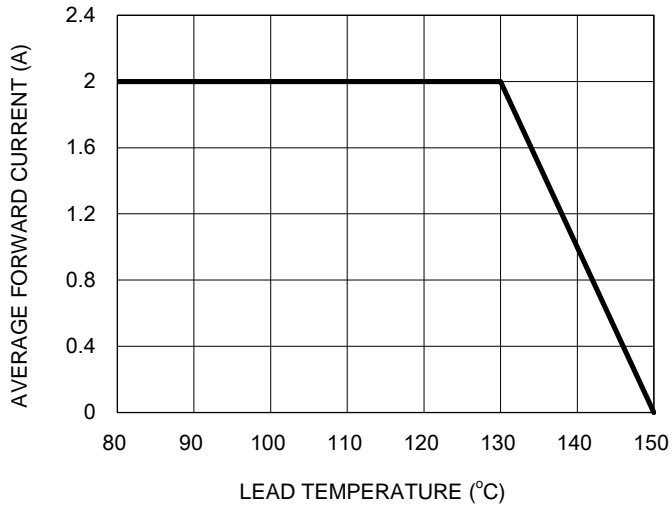


Fig.2 Typical Junction Capacitance

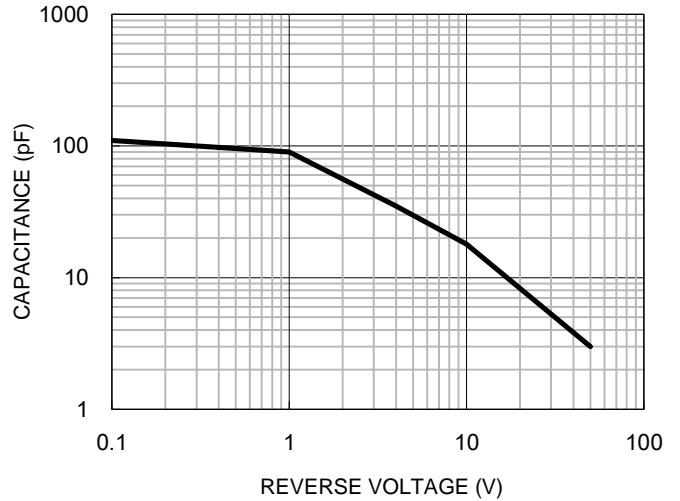


Fig.3 Typical Reverse Characteristics

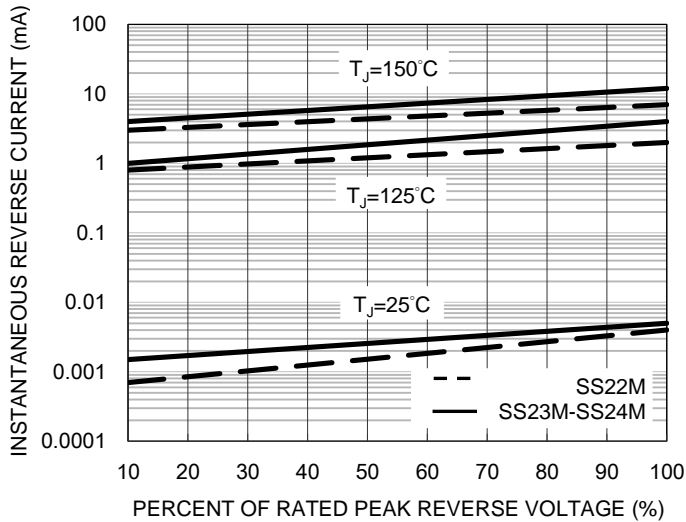
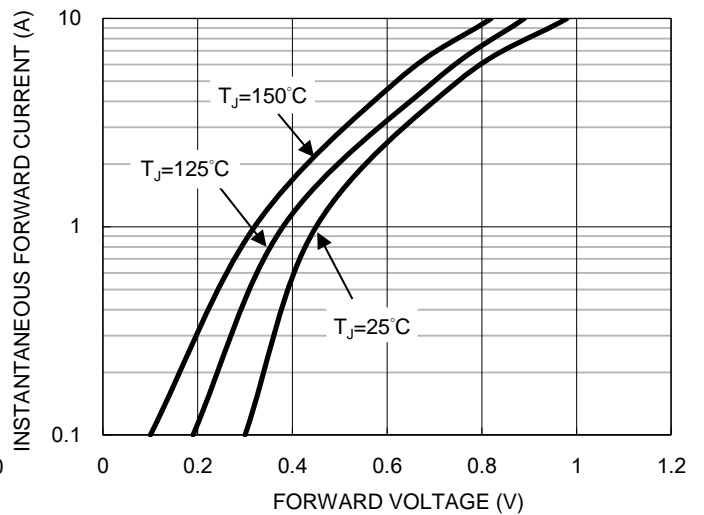


Fig.4 Typical Forward Characteristics



CHARACTERISTICS CURVES

($T_A = 25^\circ\text{C}$ unless otherwise noted)

Fig.7 Maximum Forward Surge Current

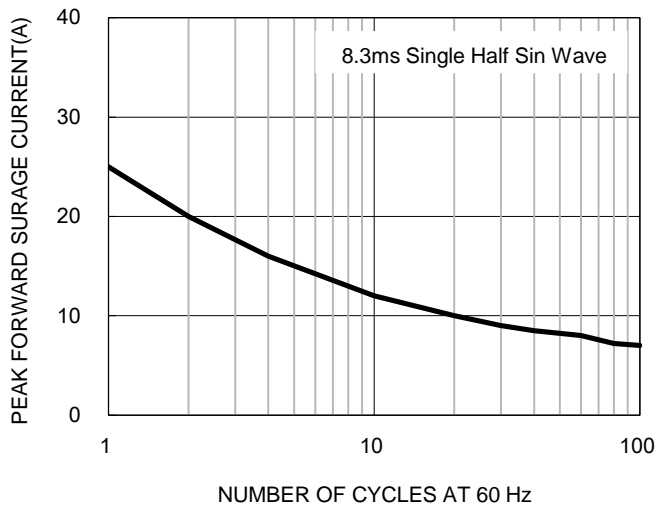
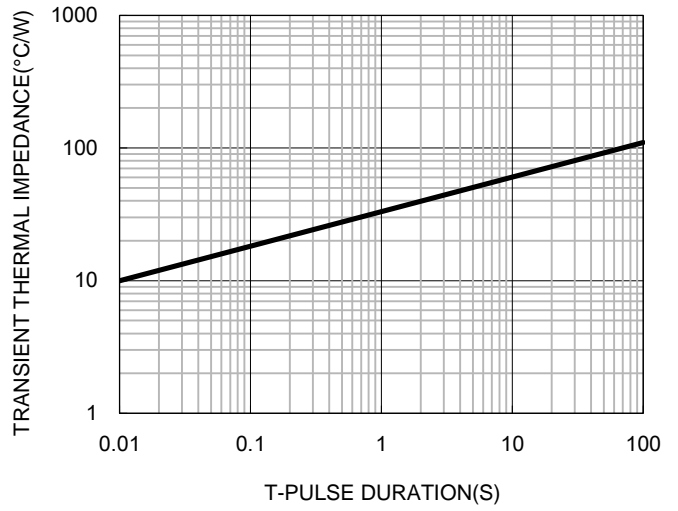
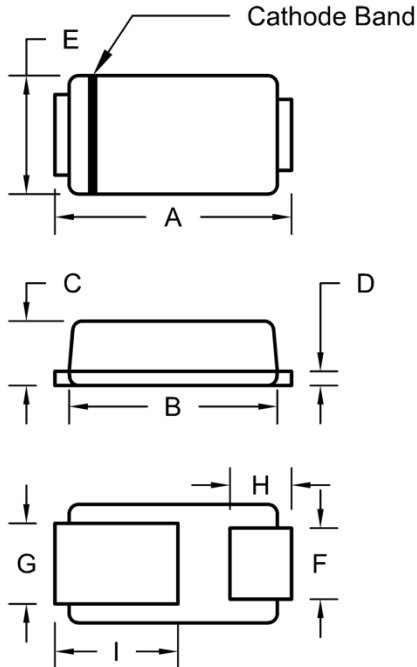


Fig.8 Typical Transient Thermal Impedance



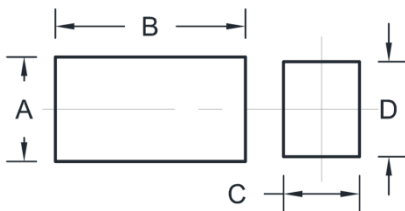
PACKAGE OUTLINE DIMENSIONS

Micro SMA




DIM	Unit (mm)		Unit (inch)	
	Min.	Max.	Min.	Max.
A	2.30	2.70	0.091	0.106
B	2.10	2.30	0.083	0.091
C	0.63	0.73	0.025	0.029
D	0.10	0.20	0.004	0.008
E	1.15	1.35	0.045	0.053
F	0.65	0.85	0.026	0.034
G	0.75	0.95	0.030	0.037
H	0.55	0.75	0.022	0.030
I	1.10	1.50	0.043	0.059

SUGGESTED PAD LAYOUT



Symbol	Unit (mm)	Unit (inch)
A	1.10	0.043
B	2.00	0.079
C	0.80	0.031
D	1.00	0.039

MARKING DIAGRAM



P/N = Marking Code
YW = Date Code

Notice

Specifications of the products displayed herein are subject to change without notice. TSC or anyone on its behalf, assumes no responsibility or liability for any errors or inaccuracies.

Information contained herein is intended to provide a product description only. No license, express or implied, to any intellectual property rights is granted by this document. Except as provided in TSC's terms and conditions of sale for such products, TSC assumes no liability whatsoever, and disclaims any express or implied warranty, relating to sale and/or use of TSC products including liability or warranties relating to fitness for a particular purpose, merchantability, or infringement of any patent, copyright, or other intellectual property right.

The products shown herein are not designed for use in medical, life-saving, or life-sustaining applications. Customers using or selling these products for use in such applications do so at their own risk and agree to fully indemnify TSC for any damages resulting from such improper use or sale.