

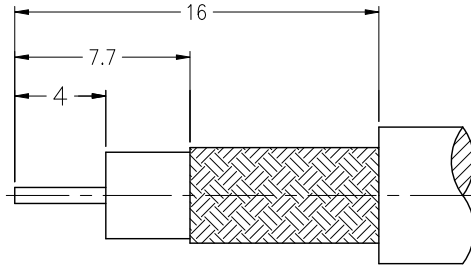
NOTES:

1. MATERIALS AND FINISHES:  
 BODY - BRASS, NICKEL PLATING  
 CONTACT - BRASS, GOLD PLATING  
 INSULATOR - DELRIN, NATURAL
2. ELECTRICAL:  
 A. IMPEDANCE: 75 OHM  
 B. FREQUENCY RANGE: DC TO 2 GHz  
 C. DIELECTRIC WITHSTANDING VOLTAGE: 1500 VRMS, MIN.
3. MECHANICAL:  
 A. DURABILITY: 500 CYCLES MIN.  
 B. TEMPERATURE RANGE: - 40°C to +85°C
4. CRIMPED FERRULE  
 HEX CRIMP SIZE .305"
5. HEX CRIMP SIZE  
 FOR CENTER CONTACT .068"
6. USE AMPHENOL CRIMP TOOL #CTL-2

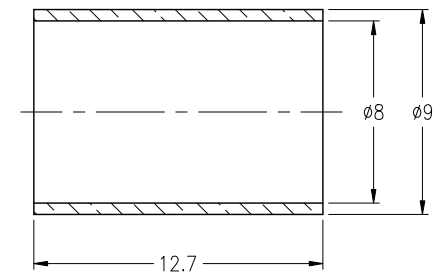
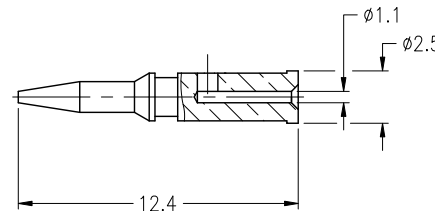
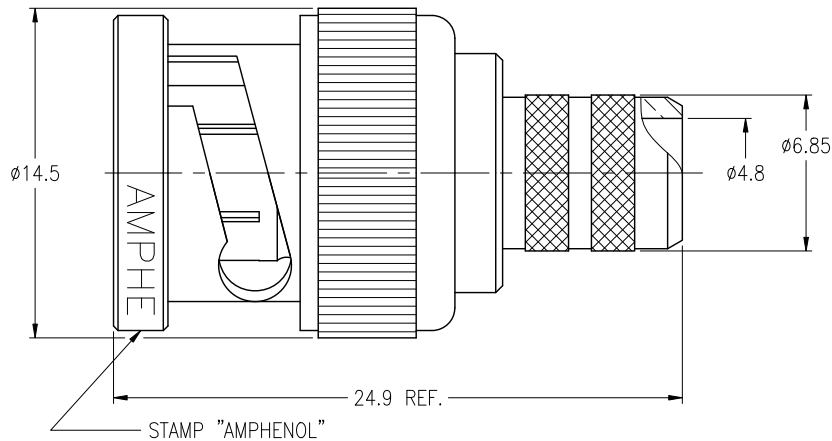
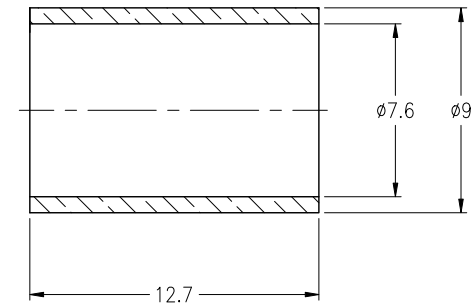
THIRD ANGLE PROJ.

REVISIONS

REV	DESCRIPTION	DATE	ECO	APPR
A	RELEASE TO MFG.	03-May-91	38063	DR
F	SPRING WAS CHANGED	11-Jul-12	47967	TD



RECOMMENDED  
CABLE STRIPPING DIM'S



**CUSTOMER OUTLINE DRAWING**

ALL OTHER SHEETS ARE FOR INTERNAL USE ONLY

UNLESS OTHERWISE SPECIFIED, DIMENSIONS ARE IN METRIC AND TOLERANCES ARE: <0.5mm ±0.05mm    0.5 - 6mm ±0.1mm    6 - 30mm ±0.2mm    30 - 120mm ±0.3mm    ANGLES ±1°	MATERIAL	DRAWN T.DENG	DATE 11-Jul-12	TITLE BNC CRIMP PLUG FOR BELDEN 9248, RG6 CABLE, 75 OHM	Amphenol RF Danbury CT USA, Tainan Taiwan, Shenzhen China www.amphenolrf.com
	NOTICE - These drawings, specifications, or other data (1) are, and remain the property of Amphenol Corp. (2) must be returned upon request; and (3) are confidential and not to be disclosed to any person other than those to whom they are given by Amphenol Corp. The furnishing of these drawings, specifications, or other data by Amphenol Corp., or to any other person to anyone for any purpose is not to be regarded by implication or otherwise in any manner licensing, granting rights or permitting such holder or any other person to manufacture, use or sell any product, process or design, patented or otherwise, that may in any way be related to or disclosed by said drawings, specifications, or other data.	REFERENCE EAR 962370 EAR 967010-0 EAR 967127-0	ENGINEER T.AUBIN	DATE 17-Jun-98	
	FINISH	APPROVED S.HSIEH	DATE 11-Jul-12	SCALE: 3/1    SHEET 2 OF 2	ITEM NO. 011121ACM61ND7F
		CAD FILE F:\DWG\APL\CNPD\RFX\31\71000\00-FSZ	DWG SIZE B	REV F	PART NO. 31-71000-RFX