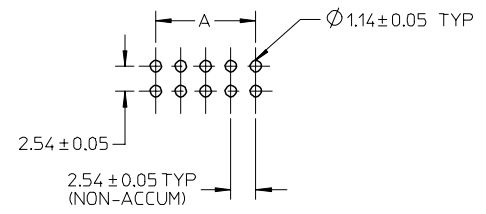
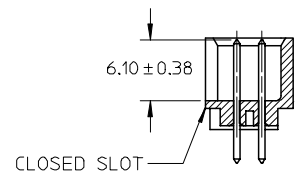
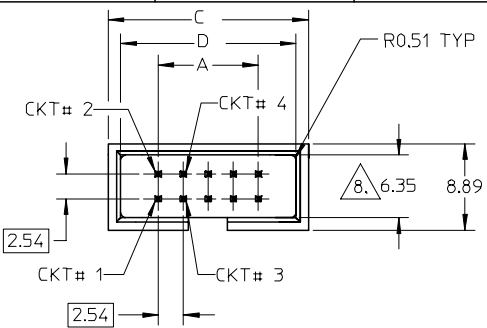


10 9 8 7 6 5 4 3 2 1



MOLEX IRELAND PRODUCTION ONLY  
(OPTION)

RECOMMENDED PCB HOLE LAYOUT

NOTES:

1. PIN PUSHOUT FORCE (.9072KG)/2LBS MIN.
2. PIN SOLDERABILITY PER MOLEX SPEC. ES-152.
3. PRODUCT SPEC: PS-70246 APPLIES.
4. WAFER TO BE FLAT WITHIN .003 MM/MM.
5. DIMENSIONS FOR PLATING LOCATION:
  - 5A. MEASURE POINT FOR THICKNESS
  - 5B. MINIMUM COVERAGE
6. GOLD END OF PIN UNLESS OVERALL PLATED.

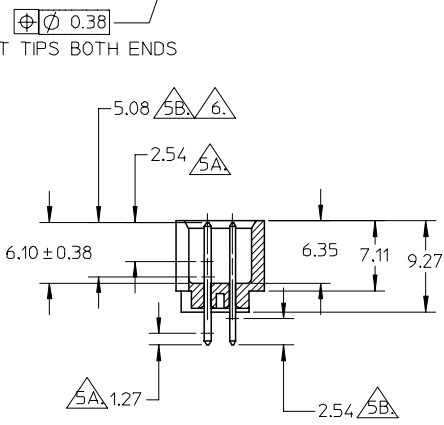
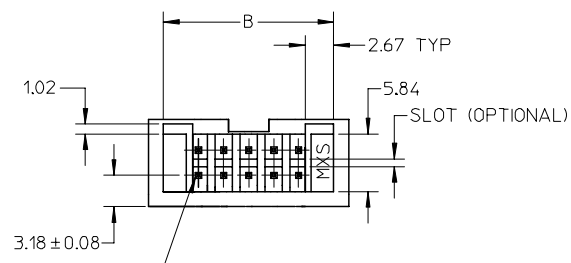
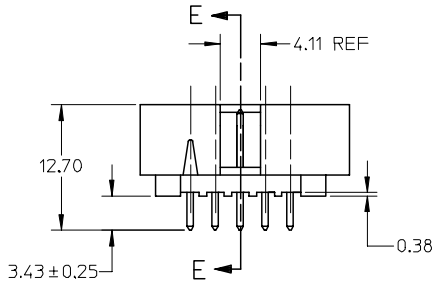
- 573 : 20 MICRO INCHES MIN GOLD PLATE ON CONTACT AND 100 MICRO INCHES MIN TIN PLATE ON SOLDER TAIL BOTH OVER 50 MICRO INCHES MIN NICKEL OVERALL.
- 573A : 20 MICRO INCHES MIN GOLD PLATE ON CONTACT AND 100 MICRO INCHES MIN TIN/LEAD PLATE ON SOLDER TAIL BOTH OVER 50 MICRO INCHES MIN NICKEL OVERALL.

8. DIM AT THE CENTRE OF THE SHROUDED WALL SHALL BE 5.91MM MIN. THIS SPEC IS VALID FOR ALL CKT SIZE.

9. MATERIAL:  
HSG: PBT, UL94V-0, COLOUR BLACK  
PIN: 0.64MM SQ. PIN PHOSPHOR BRONZE.

7. FINISH:

- 571 : 15 MICRO INCHES MIN GOLD PLATE ON CONTACT AND 75 MICRO INCHES MIN TIN PLATE ON SOLDER TAIL BOTH OVER 50 MICRO INCHES MIN NICKEL OVERALL.
- 571A: 15 MICRO INCHES MIN GOLD PLATE ON CONTACT AND 75 MICRO INCHES MIN TIN/LEAD PLATE ON SOLDER TAIL BOTH OVER 50 MICRO INCHES MIN NICKEL OVERALL.
- 574 : 30 MICRO INCHES MIN GOLD PLATE ON CONTACT AND 75 MICRO INCHES MIN TIN PLATE ON SOLDER TAIL BOTH OVER 50 MICRO INCHES MIN NICKEL OVERALL.
- 574A: 30 MICRO INCHES MIN GOLD PLATE ON CONTACT AND 75 MICRO INCHES MIN TIN/LEAD PLATE ON SOLDER TAIL BOTH OVER 50 MICRO INCHES MIN NICKEL OVERALL.
- 544 : 5 MICRO INCHES MIN GOLD PLATE ON CONTACT AND 75 MICRO INCHES MIN TIN PLATE ON SOLDER TAIL BOTH OVER 50 MICRO INCHES MIN NICKEL OVERALL.
- 544A: 5 MICRO INCHES MIN GOLD PLATE ON CONTACT AND 75 MICRO INCHES MIN TIN/LEAD PLATE ON SOLDER TAIL BOTH OVER 50 MICRO INCHES MIN NICKEL OVERALL.



SECTION E-E

UPDATE REVISION	DESCRIPTION
EC NO: S2006-0664	2006/02/07
DRWN: LUIAO	2006/02/07
CHKD: BOKOK	2006/02/13
APPR: PTLIM	2006/02/13
REV	
3	

QUALITY SYMBOLS	
▽=0	
∇=0	

GENERAL TOLERANCES (UNLESS SPECIFIED)	
mm	INCH
4 PLACES ± ---	± ---
3 PLACES ± ---	± ---
2 PLACES ± 0.20	± ---
1 PLACE ± ---	± ---
ANGULAR ± 3 °	
DRAFT WHERE APPLICABLE MUST REMAIN WITHIN DIMENSIONS	

DIMENSION STYLE MM ONLY	
DRAWN BY	DATE
JENNIFER	1987/09/18
CHECKED BY	DATE
RWONG	1987/09/18
APPROVED BY	DATE
ALANB	1987/09/18
MATERIAL NO.	DOCUMENT NO.
SEE TABLE	SDA-70246-**20-25,39-41

SCALE	DESIGN UNITS	THIRD ANGLE PROJECTION
NTS	METRIC	☉ □
TITLE		
C-GRID, SHROUDED HEADER (SLOTTED W/O STANDOFFS)		
MOLEX MOLEX INCORPORATED		
SHEET NO.		
1 OF 2		
THIS DRAWING CONTAINS INFORMATION THAT IS PROPRIETARY TO MOLEX INCORPORATED AND SHOULD NOT BE USED WITHOUT WRITTEN PERMISSION		

9 8 7 6 5 4 3 2 1

	10	9	8	7	6	5	4	3	2	1
	PART NUMBER	CKT SIZE	VOID CKT	DIM A	DIM B	DIM C	DIM D			
F	70246-08**	08	-	7.62	14.73	17.78	15.24			
	70246-10**	10	-	10.16	17.27	20.32	17.78			
	70246-12**	12	-	12.70	19.81	22.86	20.32			
	70246-14**	14	-	15.24	22.35	25.40	22.86			
	70246-16**	16	-	17.78	24.89	27.94	25.40			
	70246-20**	20	-	22.86	29.97	33.02	30.48			
	70246-24**	24	-	27.94	35.05	38.10	35.56			
	70246-26**	26	-	30.48	37.59	40.64	38.10			
E	70246-30**	30	-	35.56	42.67	45.72	43.18			
	70246-34**	34	-	40.64	47.75	50.80	48.26			
	70246-40**	40	-	48.26	55.37	58.42	55.88			
	70246-44**	44	-	53.34	60.45	63.50	60.96			
	70246-50**	50	-	60.96	68.07	71.12	68.58			
	70246-56**	56	-	68.58	75.69	78.74	76.20			
	70246-60**	60	-	73.66	80.77	83.82	81.28			
	70246-64**	64	-	78.74	85.85	88.90	86.36			
D	70246-72**	72	-	88.90	96.01	99.06	96.52			
	70246-25**	26	26	30.48	37.59	40.64	38.10			

LEGEND:  
A-70246 - \* \* \* \* \*  
CKT SIZE ————  
PLATING OPT. ————  
SEE TABLE FOR DETAIL

△ PART NUMBER	PLATING OPTION (TIN/LEAD)	△ PART NUMBER	PLATING OPTION (TIN)
70246-**21	571A	70246-**01	571
70246-**22	574A	70246-**02	574
70246-**24	544A	70246-**04	544
70246-**20	573A	70246-**12	573

ADD PART NUMBER EC NO: S2006-0664 DRWN: LO/IAO 2006/02/07 CHKD: BOKOK 2006/02/07 APPR: PTL/IM 2006/02/13	QUALITY SYMBOLS ▽=0 ∇=0	GENERAL TOLERANCES (UNLESS SPECIFIED)		DIMENSION STYLE MM ONLY		SCALE NTS	DESIGN UNITS METRIC	THIRD ANGLE PROJECTION		
				4 PLACES ± --- ± ---	DRAWN BY DATE JENNIFER 1987/09/18		TITLE C-GRID, SHROUDED HEADER (SLOTTED W/O STANDOFFS)			
				3 PLACES ± --- ± ---	CHECKED BY DATE RWONG 1987/09/18					
				2 PLACES ± 0.20 ± ---	APPROVED BY DATE ALANB 1987/09/18		MATERIAL NO. DOCUMENT NO. SHEET NO. SEE TABLE SDA-70246-**20-25,39-41 2 OF 2			
		1 PLACE ± --- ± ---	DRAFT WHERE APPLICABLE MUST REMAIN WITHIN DIMENSIONS		THIS DRAWING CONTAINS INFORMATION THAT IS PROPRIETARY TO MOLEX INCORPORATED AND SHOULD NOT BE USED WITHOUT WRITTEN PERMISSION					
		ANGULAR ± 3 °								