

Printed-circuit board connector - PCV 5/ 6-G-7,62 - 1720615

Please be informed that the data shown in this PDF Document is generated from our Online Catalog. Please find the complete data in the user's documentation. Our General Terms of Use for Downloads are valid (<http://phoenixcontact.com/download>)

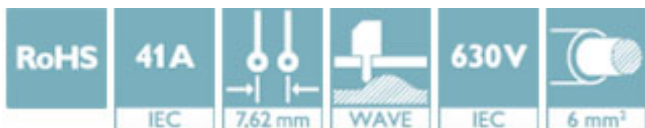


PCB headers, nominal current: 41 A, rated voltage (III/2): 630 V, number of positions: 6, pitch: 7.62 mm, color: green, contact surface: Tin, mounting: Wave soldering

The figure shows a 5-pos. version of the product

Why buy this product

- Well-known mounting principle allows worldwide use
- Maximum flexibility when it comes to device design – one header for connectors with different connection technologies



Key Commercial Data

Packing unit	50 STK
GTIN	
GTIN	4046356113946

Technical data

Dimensions

Length [l]	14.29 mm
Width	48.52 mm
Pitch	7.62 mm
Dimension a	38.1 mm
Width [w]	48.52 mm
Height [h]	34.25 mm
Constructional height	29.25 mm
Length of the solder pin	5 mm
Pin dimensions	0.8 x 1 mm
Pin spacing	7.62 mm
Length	14.29 mm

General

Printed-circuit board connector - PCV 5/ 6-G-7,62 - 1720615

Technical data

General

Range of articles	PCV 5/...-G
Insulating material group	I
Rated surge voltage (III/3)	6 kV
Rated surge voltage (III/2)	6 kV
Rated surge voltage (II/2)	6 kV
Rated voltage (III/3)	630 V
Rated voltage (III/2)	630 V
Rated voltage (II/2)	1000 V
Connection in acc. with standard	EN-VDE
Nominal current I_N	41 A
Maximum load current	41 A
Insulating material	PA
Flammability rating according to UL 94	V0
Color	green
Number of positions	6

Standards and Regulations

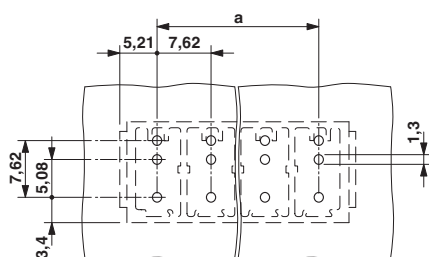
Connection in acc. with standard	EN-VDE
	CUL
Flammability rating according to UL 94	V0

Environmental Product Compliance

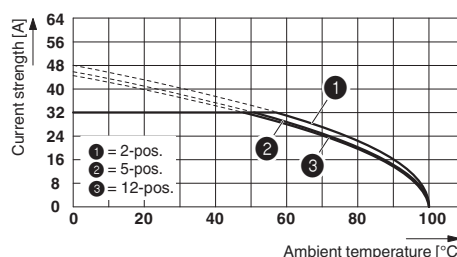
China RoHS	Environmentally friendly use period: unlimited = EFUP-e
	No hazardous substances above threshold values

Drawings

Drilling diagram



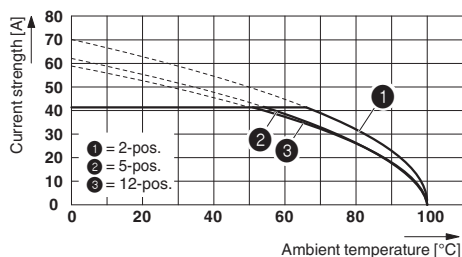
Diagram



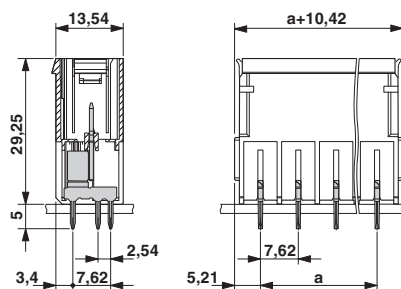
Derating curve for: PC 5/...-ST1-7,62 with PCV 5/...-G-7,62
 Conductor cross section: 6 mm²

Printed-circuit board connector - PCV 5/ 6-G-7,62 - 1720615

Diagram



Dimensional drawing



Derating curve for: PC 5/...-ST1-7,62 with PCV 5/...-G-7,62
 Conductor cross section: 10 mm²

Approvals

Approvals

Approvals

EAC / cULus Recognized

Ex Approvals

Approval details

EAC		B.01742
-----	--	---------

cULus Recognized		http://database.ul.com/cgi-bin/XYV/template/LISEXT/1FRAME/index.htm	E60425-19920722
------------------	--	---	-----------------

	D	B	C
Nominal voltage UN	600 V	300 V	150 V
Nominal current IN	5 A	41 A	41 A

Phoenix Contact 2018 © - all rights reserved
<http://www.phoenixcontact.com>

PHOENIX CONTACT GmbH & Co. KG
 Flachsmarktstr. 8
 32825 Blomberg
 Germany
 Tel. +49 5235 300
 Fax +49 5235 3 41200
<http://www.phoenixcontact.com>