

4

3

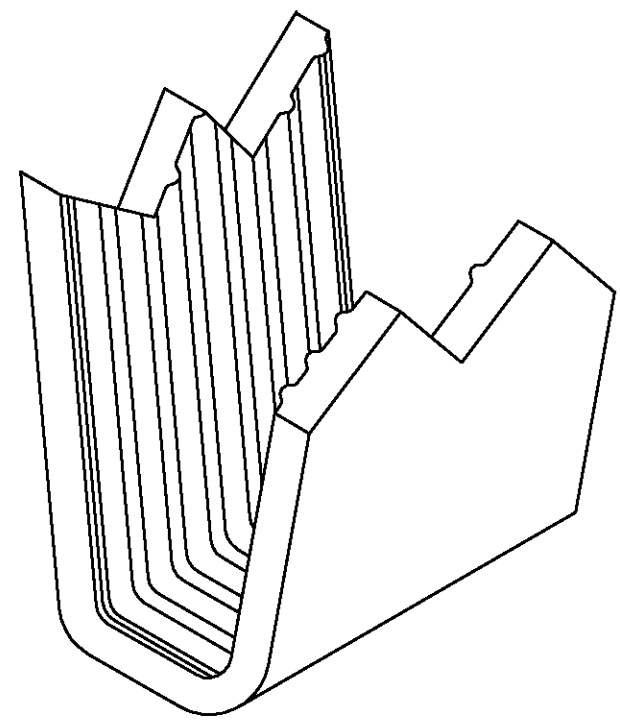
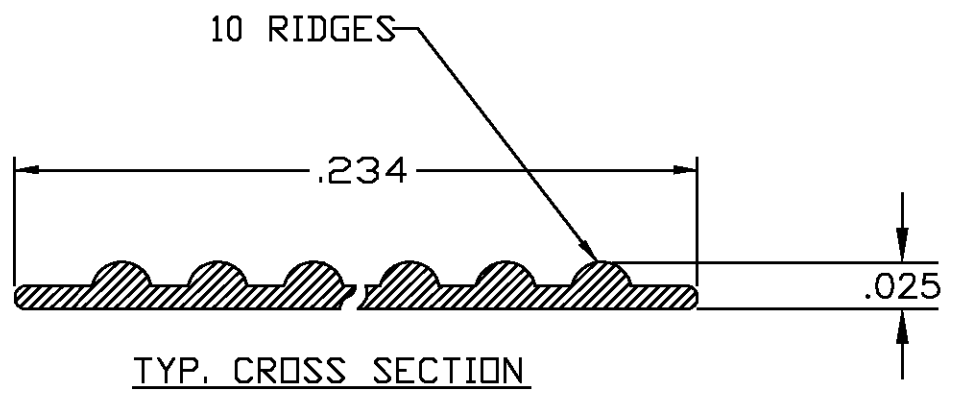
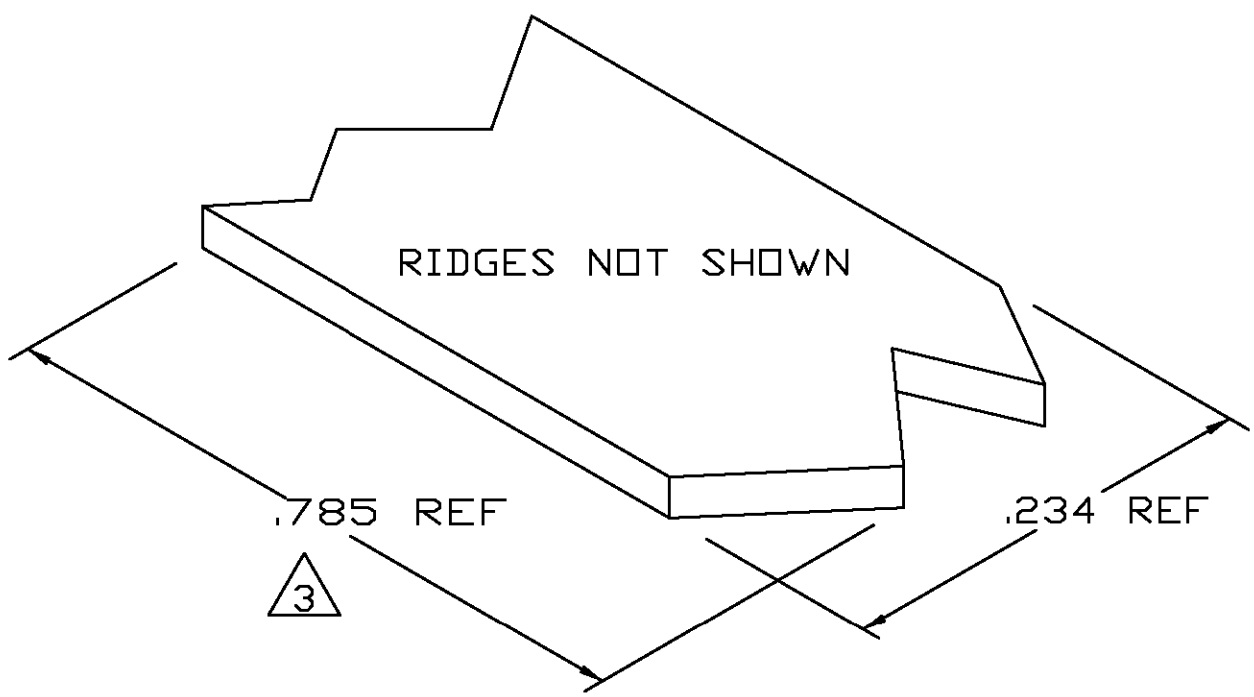
2

1

THIS DRAWING IS UNPUBLISHED. RELEASED FOR PUBLICATION
 © COPYRIGHT BY TYCO ELECTRONICS CORPORATION. ALL RIGHTS RESERVED.

LOC	DIST	REVISIONS			
P	LTR	DESCRIPTION	DATE	DWN	APVD
AF	50	0	TRANSFERED TO TYCO FORMAT	26SEP02	MF EH

- 1 CRIMPBAND MATERIAL PROVIDED IN CONTINUOUS STRIP.
- 2 REFERENCE DESCRIPTIVE PART NUMBER L200/202G25BX.
- 3 BLANK LENGTH DETERMINED BY 200/202 TOOLSET.



PARTIAL FORMED VIEW (REF)
FORMED BY APPLICATION TOOLING

1601769-1
PART NUMBER

THIS DRAWING IS A CONTROLLED DOCUMENT.		DWN MICHAEL S. FEHER 26SEP2002	Tyco Electronics Corporation Harrisburg, PA 17105-3608	
DIMENSIONS: INCHES		CHK EDWARD HOWARD 26SEP2002		
		APVD EDWARD HOWARD 26SEP2002	NAME -	
TOLERANCES UNLESS OTHERWISE SPECIFIED:		PRODUCT SPEC	CRIMPBAND, RTM	
0 PLC ± -	1 PLC ± -	APPLICATION SPEC	SIZE	RESTRICTED TO
2 PLC ± -	3 PLC ± .005	WEIGHT	A3	-
4 PLC ± -	ANGLES ± -	CUSTOMER DRAWING	CAGE CODE	DRAWING NO
MATERIAL UNS C26000 BRASS	FINISH NONE	SCALE	00779	1601769
		SHEET	1	OF 1
		REV	0	