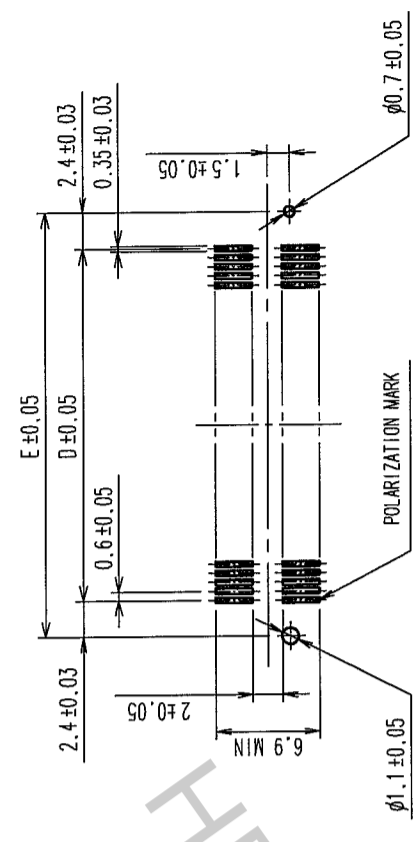


COUNT	DESCRIPTION OF REVISIONS	BY	CHKD	DATE	COUNT	DESCRIPTION OF REVISIONS	BY	CHKD	DATE
3	RE-F-09671	K.N	H.Y	04.04.08					

RECOMMENDED LAND PATTERN DIMENSION OF P.C.B. (MOUNTING SIDE)

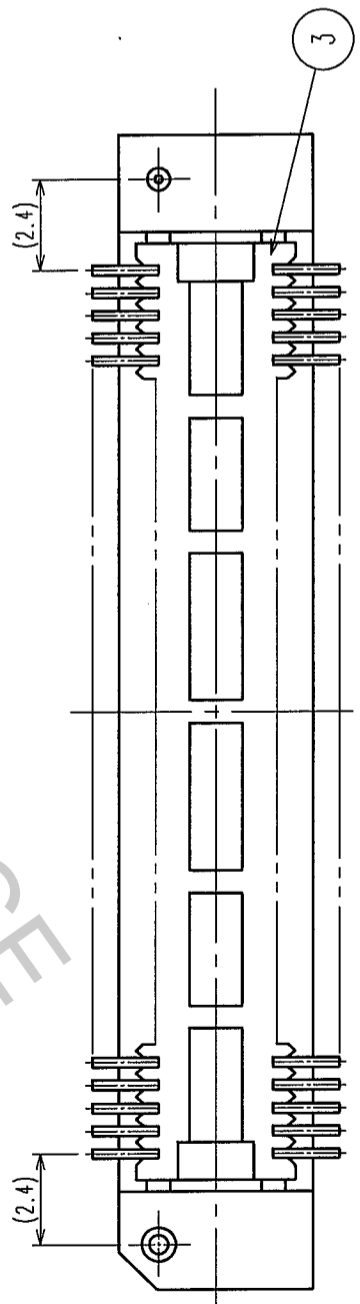
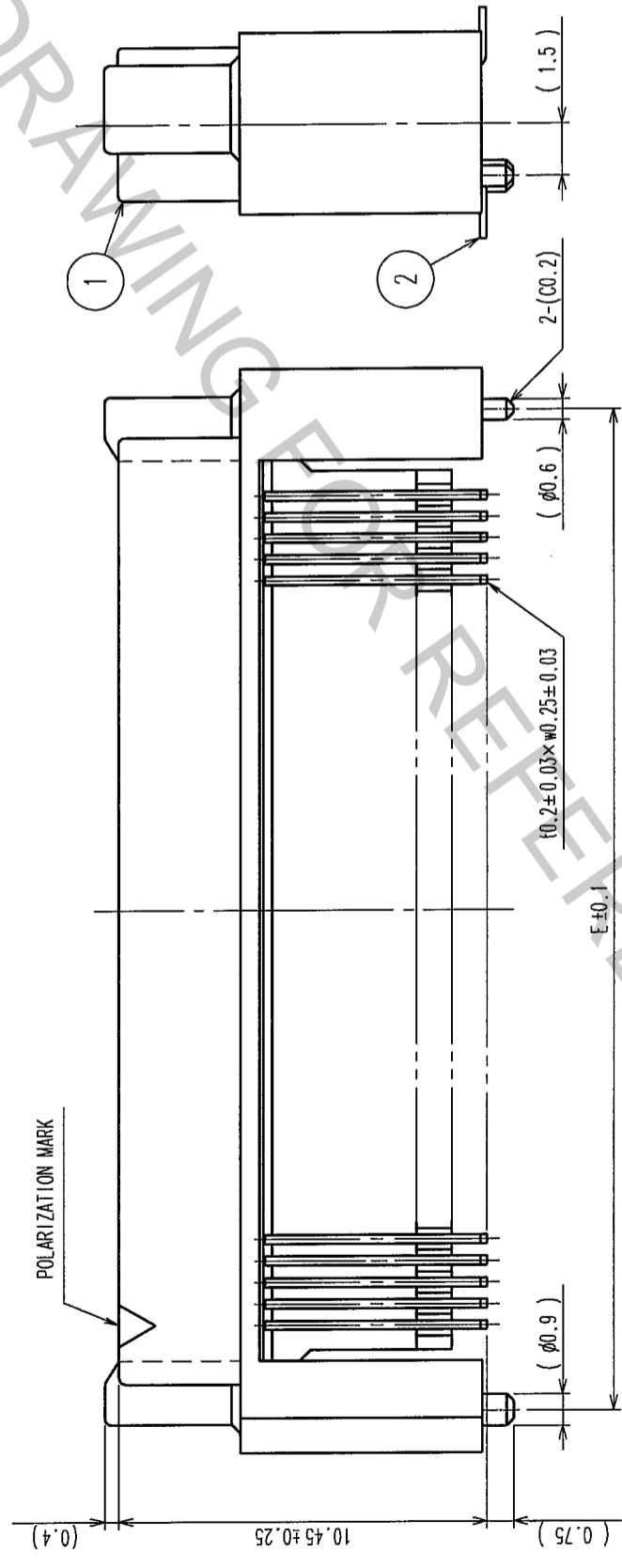
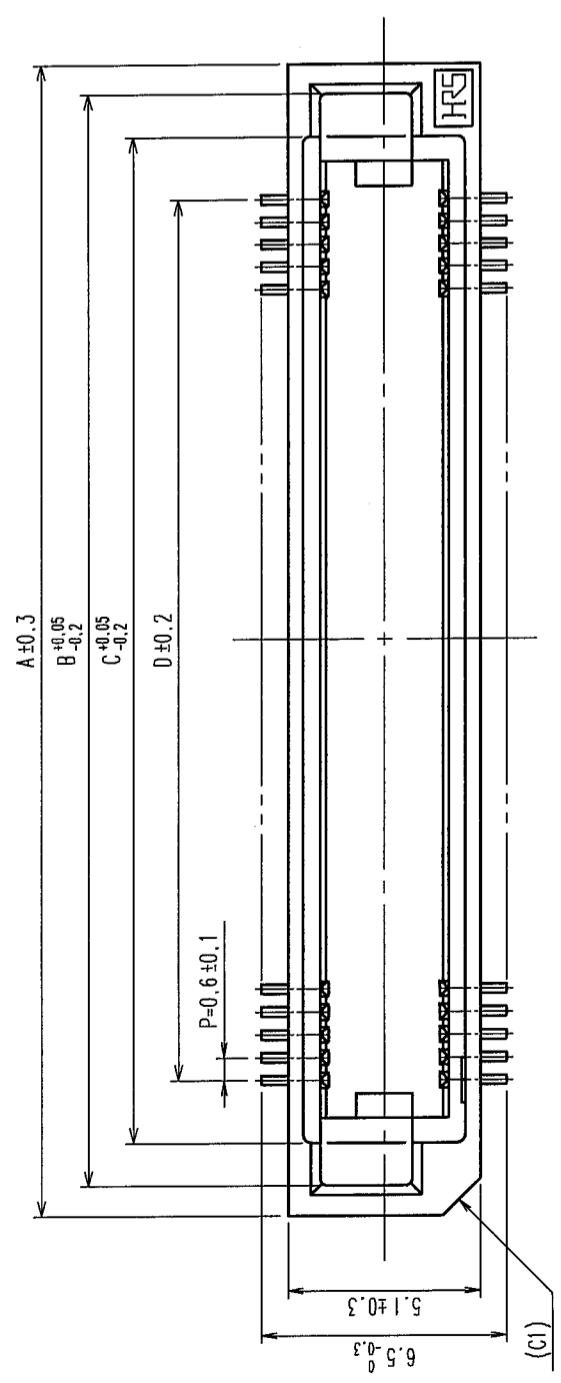


DIMENSION TABLE OF CONNECTOR AND P.C.B. LAND PATTERN.

PART No.	CODE No.	6	7	A	B	C	D	E
FX8C-60P-SV6(93)	CL578-0601-3-93	60	X	24.60	23.00	20.70	17.40	22.20
FX8C-80P-SV6(93)	CL578-0603-9-93	80	X	30.60	29.00	26.70	23.40	28.20
FX8C-100P-SV6(93)	CL578-0605-4-93	100	X	36.60	35.00	32.70	29.40	34.20
FX8C-120P-SV6(93)	CL578-0606-7-93	120	-	42.60	41.00	38.70	35.40	40.20
FX8C-140P-SV6(93)	CL578-0607-0-93	140	-	48.60	47.00	44.70	41.40	46.20

- NOTE 1. LEAD CO-PLANARITY SHALL BE 0.1mm MAX.  
 2. EMBOSSED CARRIER TAPE PACKAGING SHALL BE APPLIED TO THIS PRODUCT. SEE NEXT PAGE FOR DETAILS.  
 3. THIS PRODUCT HAS TAPE FOR VACUUM PICKUP. SEE NEXT PAGE FOR DETAIL OF STICKING POSITION, ETC.  
 4. FOR MODIFICATION, ETC, PREVENTIVE HOLE FOR SINK MARK MAY BE ADDED ACCORDING TO CIRCUMSTANCES.  
 5. THE DIMENSIONS IN PARENTHESES ARE FOR REFERENCE.

6 NUMBER OF CONTACTS.  
 7 EXISTENCE  
 X: PRODUCED, -: NO PRODUCED



1, 3	PPS	LIGHT BROWN (UL94V-0)	2	PHOSPHOR BRONZE	CONTACT AREA: GOLD 0.1μm min LEAD AREA: TIN-PLATING 1μm min UNDER PLATING: NICKEL 1μm min
NO.	MATERIAL	FINISH, REMARKS	NO.	MATERIAL	FINISH, REMARKS
CODE NO. (OLD)	CL				
DRAWN		DESIGNED		CHECKED	
S. SUZUKI		K. NAKAMURA		H. OKAWA	
03.02.04		03.02.12		03.02.14	
PART NO.		FX8C-**P-SV6(93)			
DRAWING NO.		EDC3-151090-23			
SCALE		FREE			
UNITS		mm			
APPROVED		APPROVED		RELEASED	
Y. YOSHIMURA		Y. YOSHIMURA			
03.02.15		03.02.15			
CODE NO.		CL578			

TO	
PCK	

