


DEK-OV- 24DC/ 24DC/ 10

Order No.: 2964322




<http://eshop.phoenixcontact.de/phoenix/treeViewClick.do?UID=2964322>

Power optocoupler terminal block, input DC voltage, output DC voltage, input voltage 24 V DC



Commercial data

GTIN (EAN)	 4 017918 893194
sales group	G121
Pack	10 pcs.
Customs tariff	85364190
Catalog page information	Page 121 (IF-2009)

Product notes

WEEE/RoHS-compliant since:
08/10/2006



<http://www.download.phoenixcontact.com>
Please note that the data given here has been taken from the online catalog. For comprehensive information and data, please refer to the user documentation. The General Terms and Conditions of Use apply to Internet downloads.

Technical data

Input data

Nominal input voltage U_N	24 V DC
Input voltage range in reference to U_N	0.8 ... 1.2
Switching threshold "0" signal in reference to U_N	≤ 0.4

Switching threshold "1" signal in reference to U_N	≥ 0.8
Typical input current at U_N	3.5 mA
Typical response time	250 μ s
Typical turn-off time	800 μ s
Operating voltage display	Yellow LED
Type of protection	Protection against polarity reversal
	Surge protection
Transmission frequency	100 Hz

Output data

Output nominal voltage range	5 V DC ... 30 V DC
Limiting continuous current	10 A (see derating curve)
Voltage drop at max. limiting continuous current	≤ 50 mV
Output circuit	3-conductor, ground-referenced
Type of protection	Protection against polarity reversal
	Surge protection

Connection data

Type of connection	Screw connection
Stripping length	8 mm
Screw thread	M3
Conductor cross section solid min.	0.2 mm ²
Conductor cross section solid max.	2.5 mm ²
Conductor cross section stranded min.	0.2 mm ²
Conductor cross section stranded max.	2.5 mm ²
Conductor cross section AWG/kcmil min.	24
Conductor cross section AWG/kcmil max	14

General data

Width	6.2 mm
Height	80 mm
Depth	56 mm
Test voltage input/output	2.5 kV AC
Ambient temperature (operation)	-20 °C ... 60 °C
Ambient temperature (storage/transport)	-20 °C ... 70 °C
Mounting position	Any
Assembly instructions	In rows with zero spacing

Operating mode	100% operating factor
Name	Standards/regulations
Standards/regulations	IEC 60664
	EN 50178
	IEC 62103
Rated surge voltage / insulation	Basic insulation
Pollution degree	2
Surge voltage category	II

Certificates / Approvals



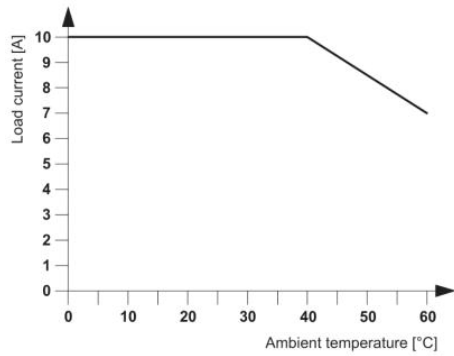
Certification CUL, GOST, UL

Accessories

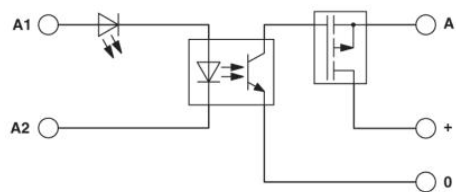
Item	Designation	Description
Bridges		
2716648	EB 2- DIK BU	Insertion bridge, Number of positions: 2, Color: blue
2716693	EB 2- DIK RD	Insertion bridge, Number of positions: 2, Color: red
2716651	EB 3- DIK BU	Insertion bridge, Number of positions: 3, Color: blue
2716745	EB 3- DIK RD	Insertion bridge, Number of positions: 3, Color: red
2716664	EB 4- DIK BU	Insertion bridge, Number of positions: 4, Color: blue
2716758	EB 4- DIK RD	Insertion bridge, Number of positions: 4, Color: red
2716677	EB 5- DIK BU	Insertion bridge, Number of positions: 5, Color: blue
2716761	EB 5- DIK RD	Insertion bridge, Number of positions: 5, Color: red
2716680	EB 10- DIK BU	Insertion bridge, Number of positions: 10, Color: blue
2716774	EB 10- DIK RD	Insertion bridge, Number of positions: 10, Color: red
2715940	EB 80- DIK BU	Insertion bridge, Number of positions: 80, Color: blue
2715953	EB 80- DIK RD	Insertion bridge, Number of positions: 80, Color: red
2715788	EB 80- DIK WH	Insertion bridge, Number of positions: 80, Color: white

Diagrams/Drawings

Diagram



Circuit diagram



Address

PHOENIX CONTACT Deutschland GmbH
Flachmarktstr. 8
32825 Blomberg, Germany
Phone +49 5235 3 12000
Fax +49 5235 3 41200
<http://www.phoenixcontact.de>



© 2011 Phoenix Contact
Technical modifications reserved;