

## Hybrid cable - NBC-MSY/10,0-94H SCO - 1407490

Please be informed that the data shown in this PDF Document is generated from our Online Catalog. Please find the complete data in the user's documentation. Our General Terms of Use for Downloads are valid (<http://download.phoenixcontact.com>)



Hybrid cable, Ethernet hybrid CAT5 (100 Mbps), Ethernet hybrid CAT5e (100 Mbps), 8-position, PUR halogen-free, Black RAL 9005, shielded, Plug Straight M12 SPEEDCON / IP67, Coding: Y, on Free cable end, Cable length: 10 m, Power with Ethernet (PWE)



### Key commercial data

Packing unit	1 pc
Custom tariff number	85444210
Country of origin	Poland

### Technical data

#### Dimensions

Length of cable	10 m
-----------------	------

#### Ambient conditions

Degree of protection	IP65
	IP67

#### General data

Rated current at 40°C	6 A (Power)
	0.5 A (Data)
Rated voltage	30 V (Power and data)
Number of positions	8
Signal type/category	Ethernet hybrid CAT5 (IEC 11801:2002), 100 Mbps
	Ethernet hybrid CAT5e (TIA 568B:2001), 100 Mbps

#### Characteristics head 1

Head type	Plug Straight M12 SPEEDCON / IP67
No. of positions (pin connector pattern)	8 (4+4)
Coding	Y (Hybrid)

## Hybrid cable - NBC-MSY/10,0-94H SCO - 1407490

### Technical data

#### Characteristics head 1

Color	black
Material (component)	CuZn (Contact)
	Ni/Au (Contact surface)
	PP (Contact carrier, data)
	PA (Contact carrier, power)
	TPU, hardly inflammable, self-extinguishing (Grip)
	Zinc die-cast, nickel-plated (Screw connection)
Shielded	Yes
Contact resistance	≤ 5 mΩ
Insulation resistance	≥ 100 MΩ
Insertion/withdrawal cycles	≥ 100
Torque	0.4 Nm
Ambient temperature (operation)	-25 °C ... 90 °C

#### Characteristics head 2

Head type	Free cable end
-----------	----------------

#### Cable

Cable type	Ethernet hybrid
Cable type (abbreviation)	94H
UL AWM style	20963 (80°C/30 V)
Signal type/category	Ethernet hybrid CAT5 (IEC 11801:2002), 100 Mbps
	Ethernet hybrid CAT5e (TIA 568B:2001), 100 Mbps
Cable structure	1x4xAWG26+1x4xAWG20
Conductor cross section	4x 0.15 mm <sup>2</sup> (Signal)
	4x 0.6 mm <sup>2</sup> (Power)
AWG signal line	26
AWG power supply	20
Conductor structure signal line	19x 0.10 mm
Conductor structure, voltage supply	19x 0.20 mm
Core diameter including insulation	1.05 mm (Signal)
	1.4 mm (Power)
Wire colors	White/orange-orange, white/green-green, white, blue, brown, black
Overall twist	1 star quad and 4 wires with 2 fillers
Shielding	Tinned copper braided shield
Optical shield covering	85 %
External sheath, color	Black RAL 9005
External cable diameter D	7.6 mm ±0.2 mm

## Hybrid cable - NBC-MSY/10,0-94H SCO - 1407490

### Technical data

#### Cable

Minimum bending radius, flexible installation	10 x D
Number of bending cycles	2000000
Minimum bending radius, drag chain applications	10 x D
Traversing path	4.5 m
Traversing rate	3 m/s
Acceleration	3 m/s <sup>2</sup>
Cable weight	87 kg/km
Outer sheath, material	PUR
Material conductor insulation	PP (Signal)
	PP (Power)
Conductor material	Bare Cu litz wires
Insulation resistance	≥ 5 GΩ*km
Loop resistance	≥ 280 Ω (Signal)
	≥ 34.6 Ω (Power)
Working capacitance	nom. 50 nF (per kilometer)
Wave impedance	100 Ω ±15 Ω (between 4 MHz and 100 MHz)
Shield attenuation	≥ 80 dB (between 30 MHz and 125 MHz)
Differential impedance	100 Ω ±5 % (at 100 MHz)
Nominal voltage, cable	≤ 30 V (Peak value, not for high-power applications)
Test voltage Core/Core	1500 V (50 Hz, 1 min.)
Test voltage Core/Shield	1500 V (50 Hz, 1 min.)
Special properties	Free of substances which would hinder coating with paint or varnish
	Silicone-free
Flame resistance	In acc. with UL 1581, section 1061
Halogen-free	According to IEC 60754
	in accordance with DIN VDE 0472 part 815
Resistance to oil	According to IEC 60811-2-1
	according to VDE 0282 Part 10
Other resistance	Low adhesion
Ambient temperature (operation)	-40 °C ... 90 °C (cable, fixed installation)
	-30 °C ... 70 °C (cable, flexible installation)

### Classifications

#### eCl@ss

eCl@ss 4.0	27060306
eCl@ss 4.1	27060306

# Hybrid cable - NBC-MSY/10,0-94H SCO - 1407490

## Classifications

### eCl@ss

eCl@ss 5.0	27061801
eCl@ss 5.1	27060307
eCl@ss 6.0	27060390
eCl@ss 7.0	27060390
eCl@ss 8.0	27060390

### ETIM

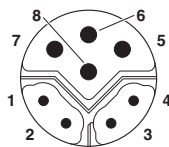
ETIM 3.0	EC000830
ETIM 4.0	EC001855
ETIM 5.0	EC001855

### UNSPSC

UNSPSC 6.01	26121609
UNSPSC 7.0901	26121609
UNSPSC 11	26121609
UNSPSC 12.01	26121609
UNSPSC 13.2	26121609

## Drawings

Schematic diagram



M12 hybrid plug pin assignment, 8-pos., Y-coded, pin side view

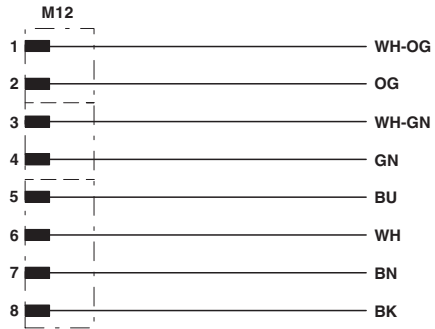
Cable cross section



Ethernet hybrid [94H]

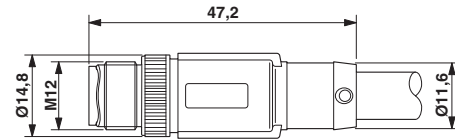
## Hybrid cable - NBC-MSY/10,0-94H SCO - 1407490

Circuit diagram



Contact assignment of the M12 plug

Dimensioned drawing



Plug, M12 x 1, straight, shielded