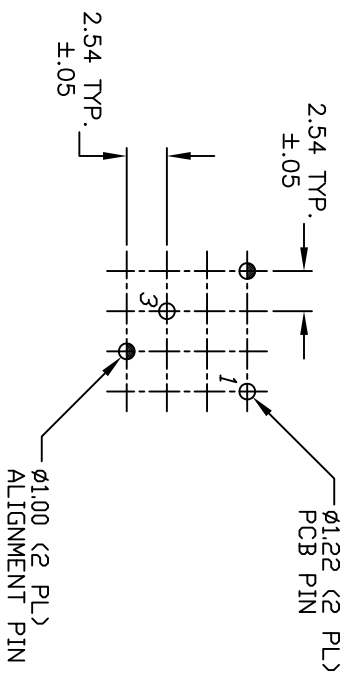
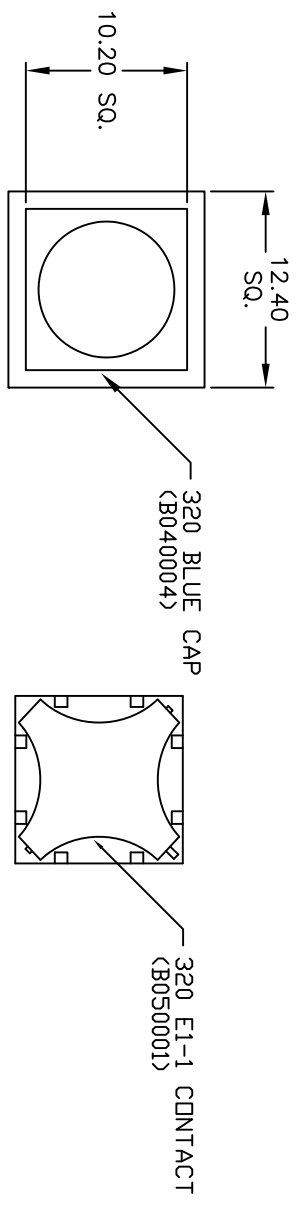
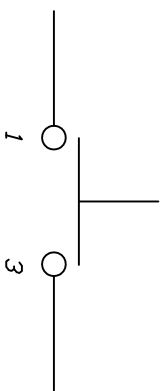
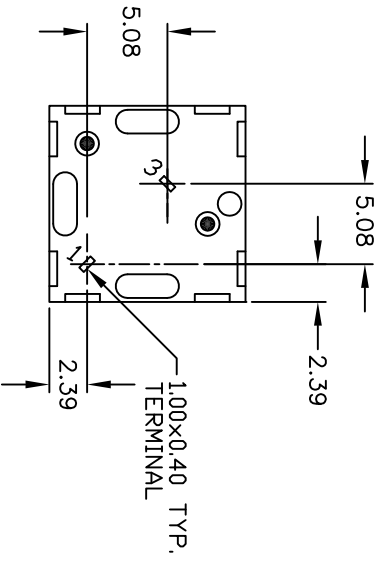
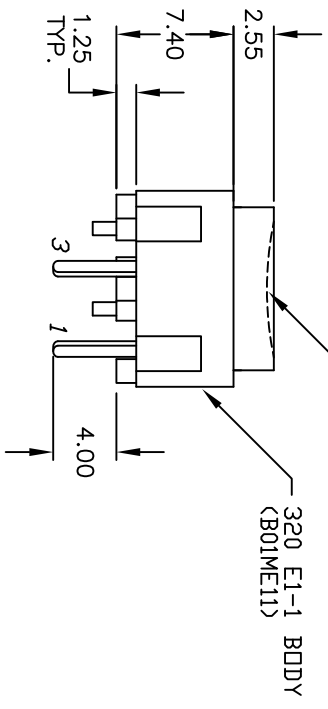


TOP VIEW - SHOW ORIENTATION OF LEGENDS
IN RESPECT TO THE PCB PIN TERMINALS.



RECOMMENDED P.C.B. LAYOUT



CIRCUIT: SPST
CONTACT CONFIGURATION

NOTES:

1. ALL DIMENSIONS IN MM
2. GENERAL TOLERANCE: X.X=±0.4
X.XX=±0.25
3. TERMINAL NO'S FOR REFERENCE ONLY.
4. RATING: 25mA, @50VDC
5. OPERATING FORCE: 120gf
6. TRAVEL TO MAKE: 0.7mm



B	11867	REVISED AND REDRAWN	12/17/01	CJB
REV.	ECN NO.	DESCRIPTION	DATE	CHKD
THE INFORMATION CONTAINED IN THIS DOCUMENT IS PROPRIETARY TO E-SWITCH AND IS NOT TO BE COPIED OR TRANSFERRED				

TITLE		320 E1-1 BLU	
SCALE	DATE	DR	REV
2:1	12/17/01	CJB	B
DWG		XB0010P	