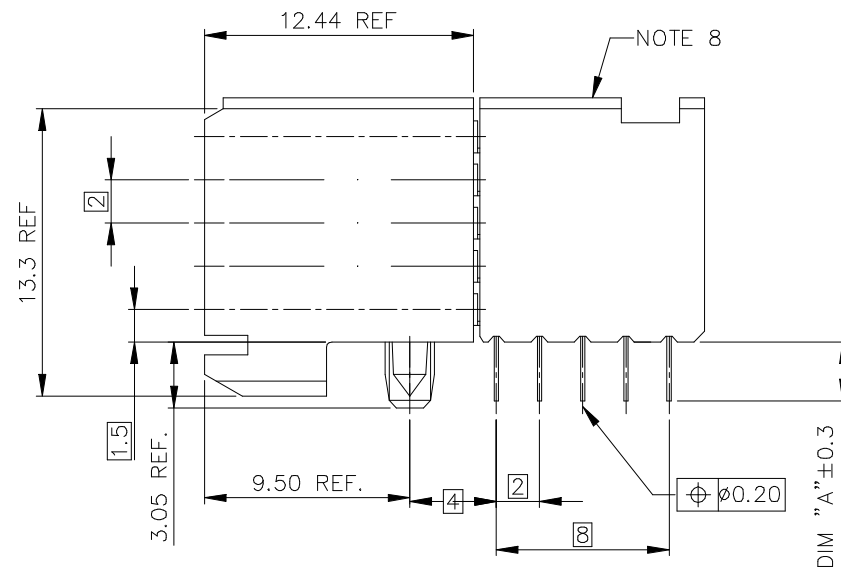
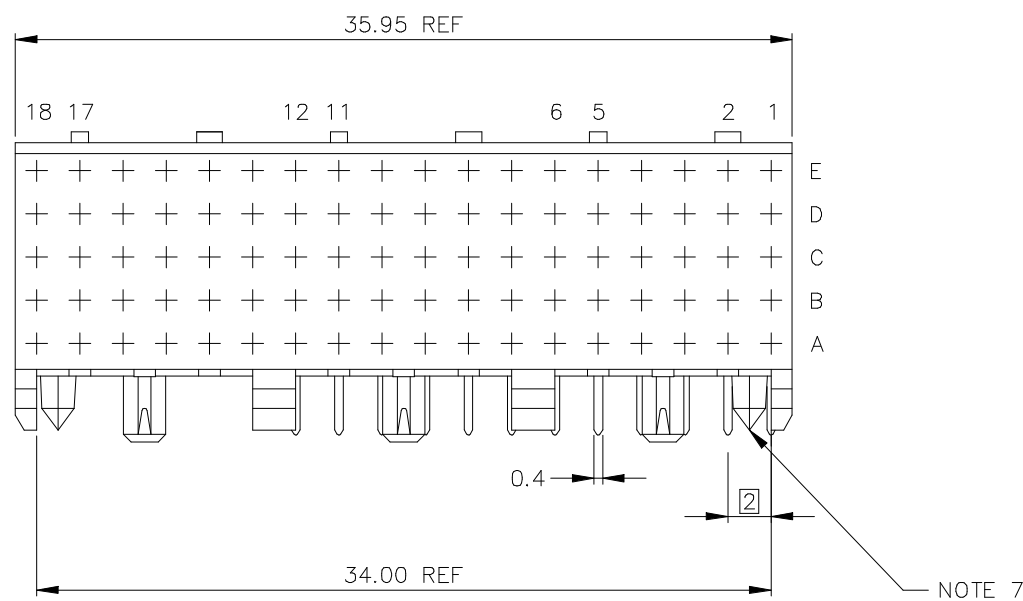


PRODUCT NUMBER	ASSY. STYLE	BOARD ATTACHMENT	TAIL TERMINATION	TAIL LGTH. DIM "A"	PCB THICKNESS	NOTES
SEE TABLE SH. 3	1	PRESS-PEG	SOLDER-TO-BOARD	2.90mm	1.6mm	NOTE 7
	1	PRESS-PEG	SOLDER-TO-BOARD	3.53mm	2.4mm	NOTE 7
	2	HEAT-STAKE	SOLDER-TO-BOARD	2.90mm	1.6mm	
	2	HEAT-STAKE	SOLDER-TO-BOARD	3.53mm	2.4mm	
	3	PRESS-PEG	PRESS-FIT	2.90mm	1.6mm	NOTE 7
	3	PRESS-PEG	PRESS-FIT	3.53mm	2.4mm	NOTE 7

PLATING CONTACT AREA:	
DASH NR:	PERFORMANCE LEVEL
-1YY/1YYLF	TELCORDIA CO
-2YY/2YYLF	CUSTOMER SPECIAL
-3YY/3YYLF	CUSTOMER SPECIAL

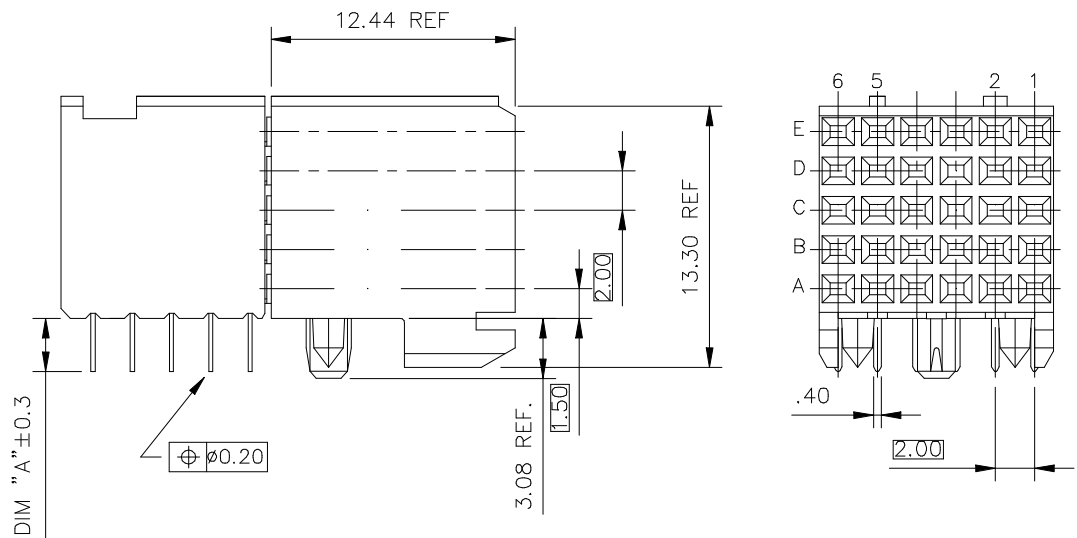


ASSY. STYLE 1

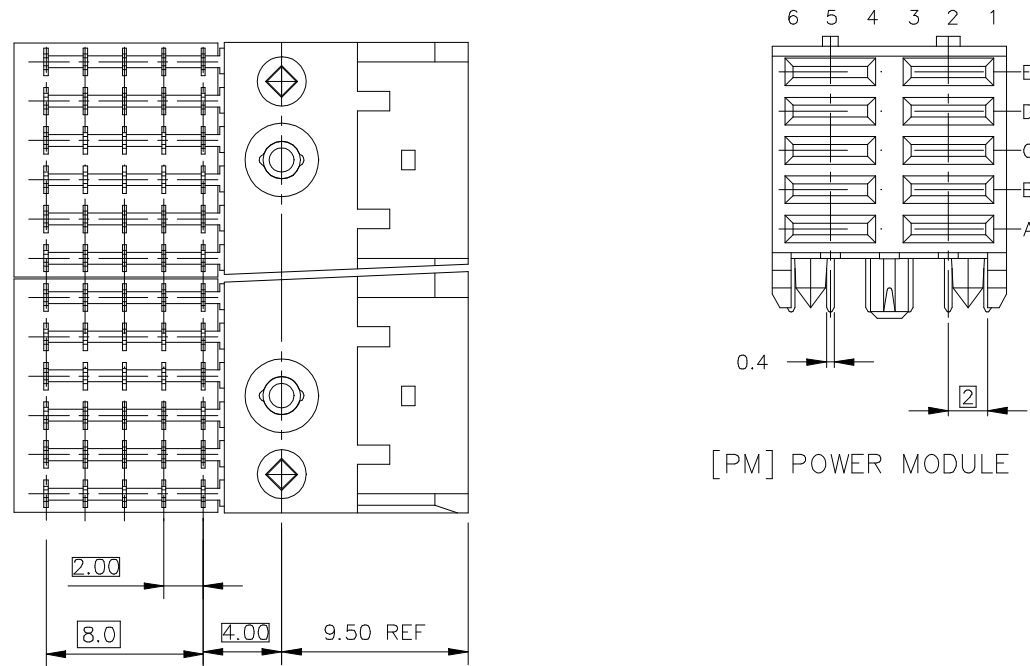
Amphenol FCI

© 2016 AFCI

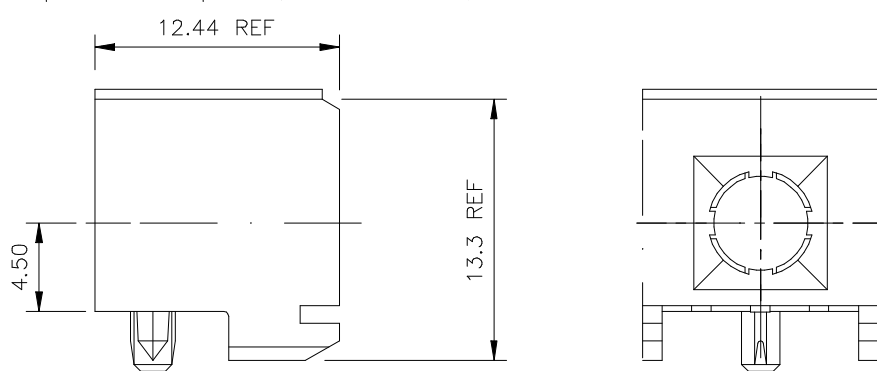
mat'l. code				surface ISO 1302		tolerance ISO 406 ISO 1101		projection 		product family METRAL			
ltr	ecn no	dr	date	tolerances unless otherwise specified						title			
J	V05-1012	JRV	11/3/05	angles	linear	.X ±.3		R/A SIGNAL HYBRID RECEPTACLE - 36MM					
K	DG08-0171	TER	9/6/08	0°±2'	.XX ±.10								
L	DG09-0068	Cenh	06/06/09	.XXX ±.050									
M	ELX-N-26608	MZ	3/28/17	dr	M.FETROW	7/2/97			dwg no		sheet 1 of 3		size
				enr	C.PENDLETON	7/2/97			73950		A3		
				chr	C.PENDLETON	7/2/97			type		Product Customer		Drawing
				appd	C.PENDLETON	7/2/97							
sheet index	revision	M	M	M									
	sheet	1	2	3									



[SM] SIGNAL MODULE



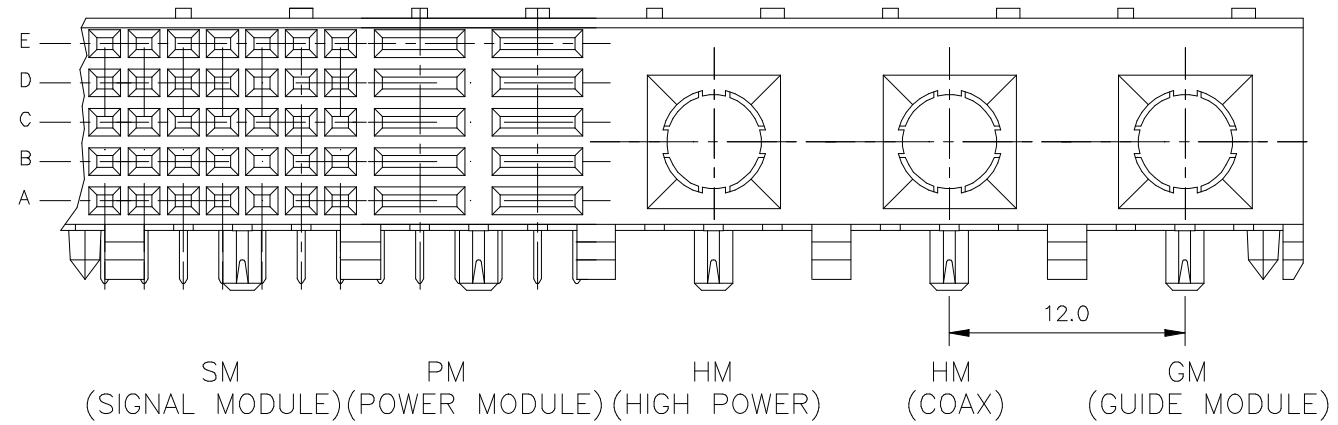
[PM] POWER MODULE



[HM] HYBRID MODULE

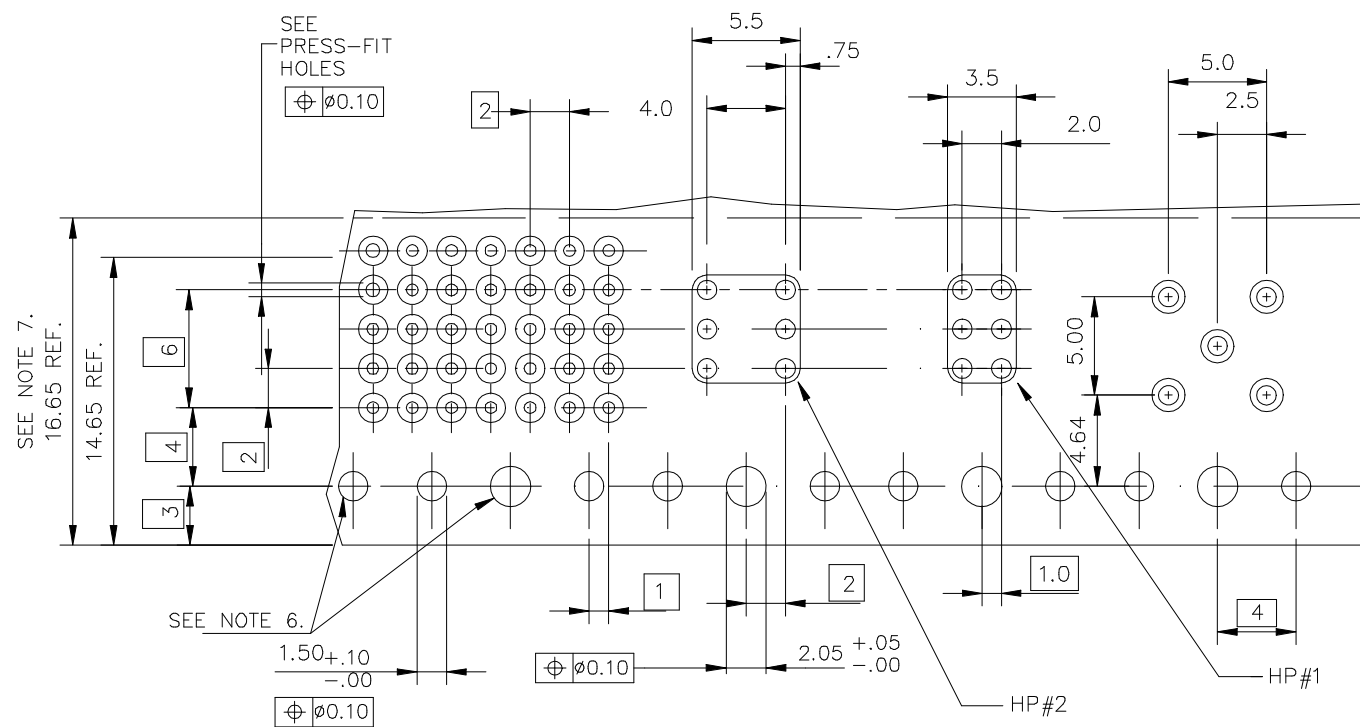
TABLE 1 PLATED THRU HOLE REQUIREMENTS	
HOLE DIAMETER AFTER PLATING	0.65-0.80
DRILLED HOLE	0.81-0.86 (0.85 DRILL)
COPPER PLATING	0.025 - 0.05
SnPb PLATING	0.005-0.015

SEE DRAWING 58351 FOR OTHER OPTIONS



SM (SIGNAL MODULE) PM (POWER MODULE) HM (HIGH POWER) HM (COAX) GM (GUIDE MODULE)

FOR ILLUSTRATION PURPOSES



RECOMMENDED HOLE PATTERN, COMPONENT SIDE.

mat'l. code				surface ISO 1302 ✓		tolerance ISO 406 ISO 1101		projection		product family METRAL	
ltr ecn no dr date				tolerances unless otherwise specified		angles linear		MM		title	
M				0° ±2'		.X ±.3 .XX ±.10 .XXX ±.050		scale 1:1		R/A SIGNAL HYBRID RECEPTACLE - 36MM	
				dr M.FETROW 7/2/97		engr C.PENDLETON 7/2/97		Amphenol FCI		dwg no 73950 sheet 2 of 3 size A3	
				chr C.PENDLETON 7/2/97		appd C.PENDLETON 7/2/97				type Product Customer Drawing	
sheet index		revision sheet									

