

Silicon NPN Phototransistor

Version 1.3

LPT 80 A



Features:

- **Spectral range of sensitivity:** (typ) 450 ... 1100 nm
- **Package:** Sidelooker, Epoxy
- **Special:** High photosensitivity
- Same package as IR emitter IRL 81 A

Applications

- A variety of manufacturing and monitoring applications
- Photointerrupters

Ordering Information

Type:	Photocurrent I_{PCE} [μA] $\lambda = 950 \text{ nm}$, $E_e = 0.5 \text{ mW/cm}^2$, $V_{CE} = 5 \text{ V}$	Ordering Code
LPT 80A	≥ 250	Q68000A7852

Maximum Ratings ($T_A = 25\text{ °C}$)

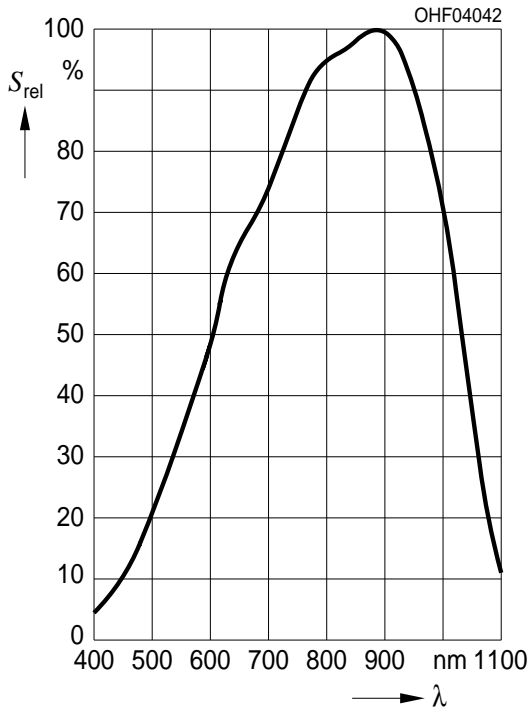
Parameter	Symbol	Values	Unit
Operating and storage temperature range	$T_{op}; T_{stg}$	-40 ... 100	°C
Collector-emitter voltage	V_{CE}	30	V
Collector current	I_C	50	mA
Collector surge current ($\tau < 10\ \mu\text{s}$)	I_{CS}	100	mA
Emitter-collector voltage	V_{EC}	7	V
Total Power dissipation	P_{tot}	100	mW
Thermal resistance	R_{thJA}	750	K / W
ESD withstand voltage (acc. to ANSI/ ESDA/ JEDEC JS-001 - HBM)	V_{ESD}	2000	V

Characteristics ($T_A = 25\text{ °C}$)

Parameter		Symbol	Values	Unit
Wavelength of max. sensitivity	(typ)	$\lambda_{S\ max}$	880	nm
Spectral range of sensitivity	(typ)	$\lambda_{10\%}$	(typ) 450 ... 1100	nm
Radiant sensitive area	(typ)	A	0.11	mm ²
Dimensions of chip area	(typ)	L x W	(typ) 0.55 x 0.55	mm x mm
Half angle	(typ)	φ	± 35	°
Capacitance ($V_{CE} = 0\text{ V}$, $f = 1\text{ MHz}$, $E = 0$)	(typ)	C_{CE}	7.5	pF
Photocurrent ($\lambda = 950\text{ nm}$, $E_e = 0.5\text{ mW/cm}^2$, $V_{CE} = 5\text{ V}$)		I_{PCE}	≥ 250	μA
Photocurrent ($E_V = 1000\text{ lx}$, Std. Light A, $V_{CE} = 5\text{ V}$)	(typ)	I_{PCE}	3200	μA
Dark current ($V_{CE} = 20\text{ V}$, $E = 0$)	(typ (max))	I_{CE0}	1 (≤ 50)	nA
Rise and fall time ($I_C = 1\text{ mA}$, $V_{CC} = 5\text{ V}$, $R_L = 1\text{ k}\Omega$)	(typ)	t_r, t_f	10	μs
Collector-emitter saturation voltage (Threefold saturated)	(typ)	V_{CEsat}	150	mV

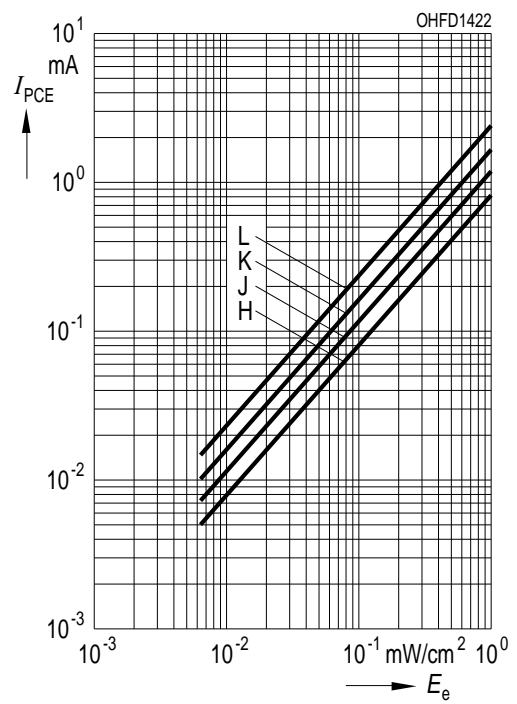
Relative Spectral Sensitivity ^{1) page 8}

$S_{rel} = f(\lambda)$



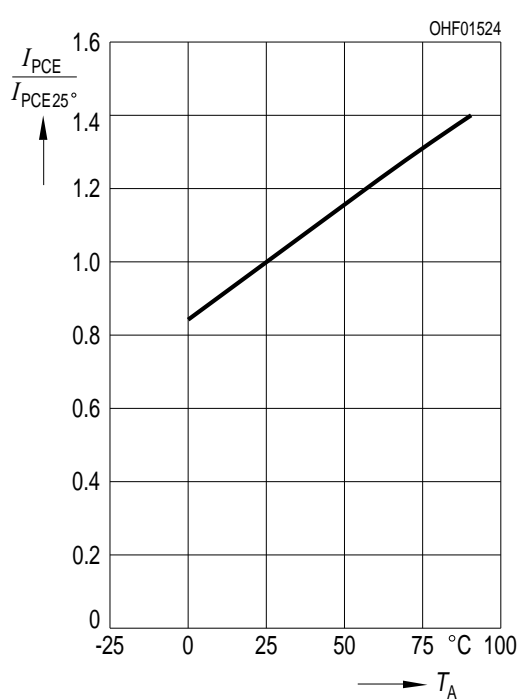
Photocurrent ^{1) page 8}

$I_{PCE} = f(E_e), V_{CE} = 5 V$



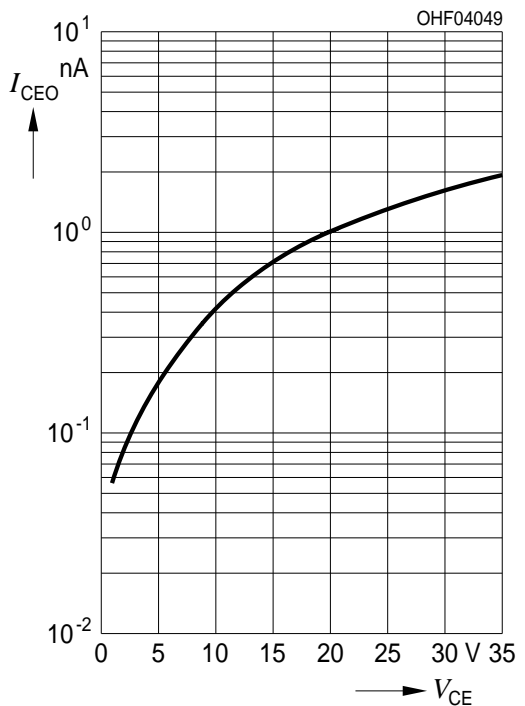
Photocurrent ^{1) page 8}

$I_{PCE} / I_{PCE}(25^\circ C) = f(T_A), V_{CE} = 5 V$



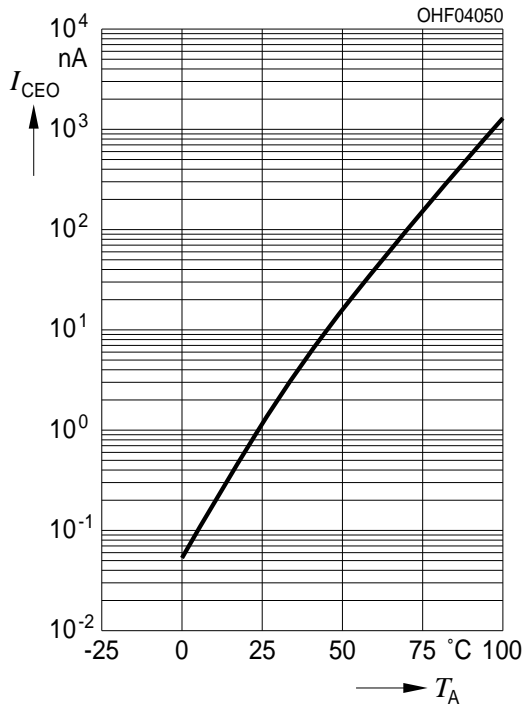
Dark Current ^{1) page 8}

$I_{CEO} = f(V_{CE}), E = 0$



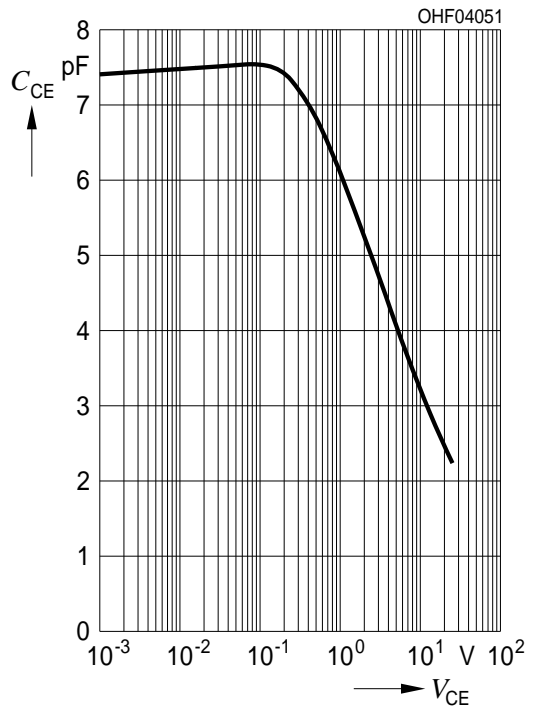
Dark Current ^{1) page 8}

$I_{CE0} = f(T_A), E = 0, V_{CE} = 5 V$



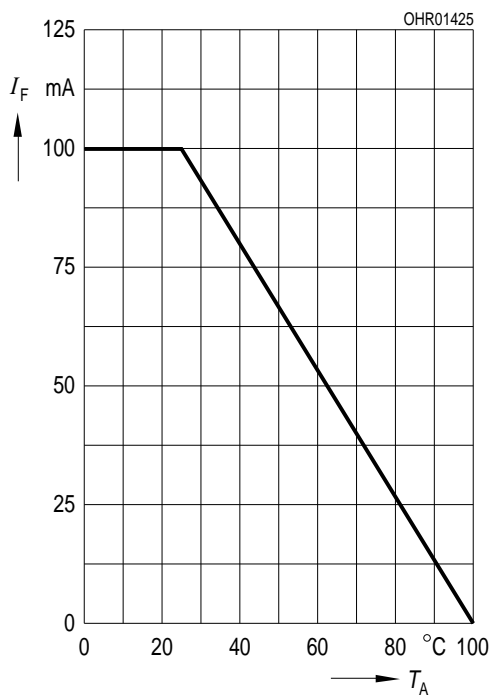
Collector-Emitter Capacitance ^{1) page 8}

$C_{CE} = f(V_{CE}), f = 1 MHz, E = 0$



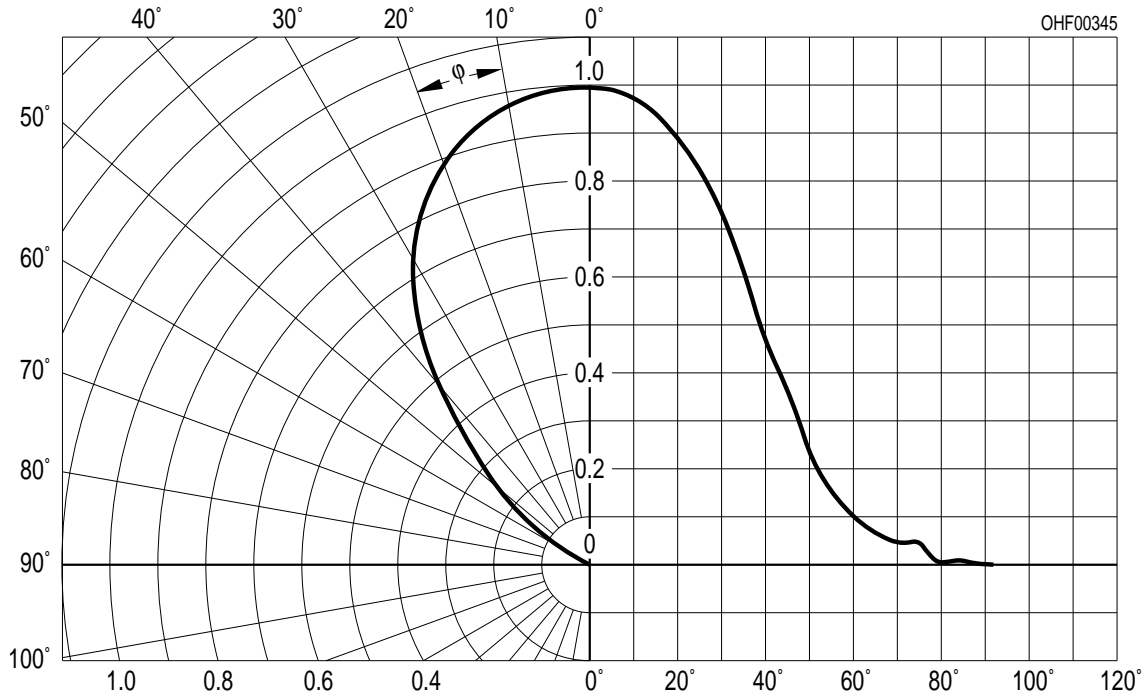
Power Consumption

$P_{tot} = f(T_A)$

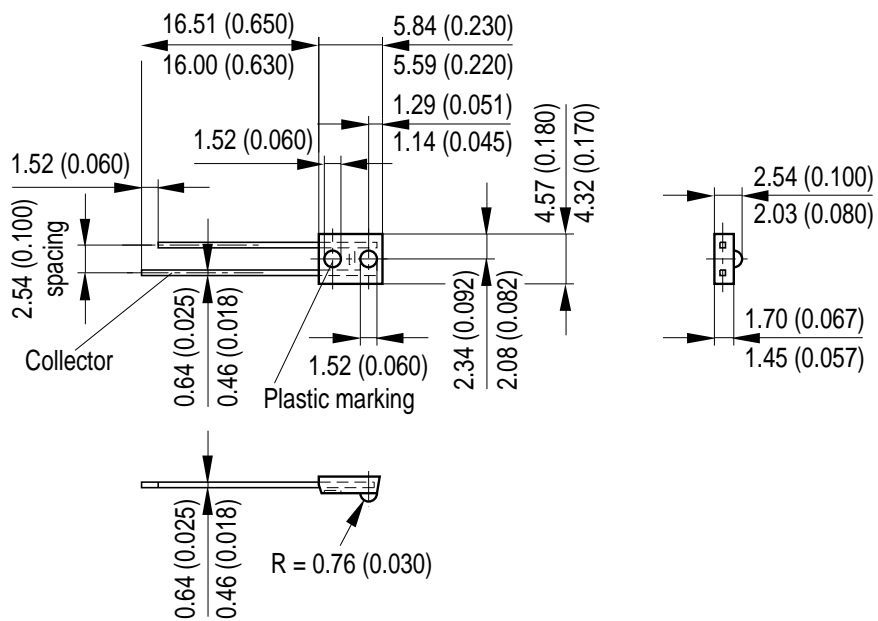


Directional Characteristics ^{1) page 8}

$S_{rel} = f(\phi)$



Package Outline



Approx. weight 0.2 g

GEOY6391

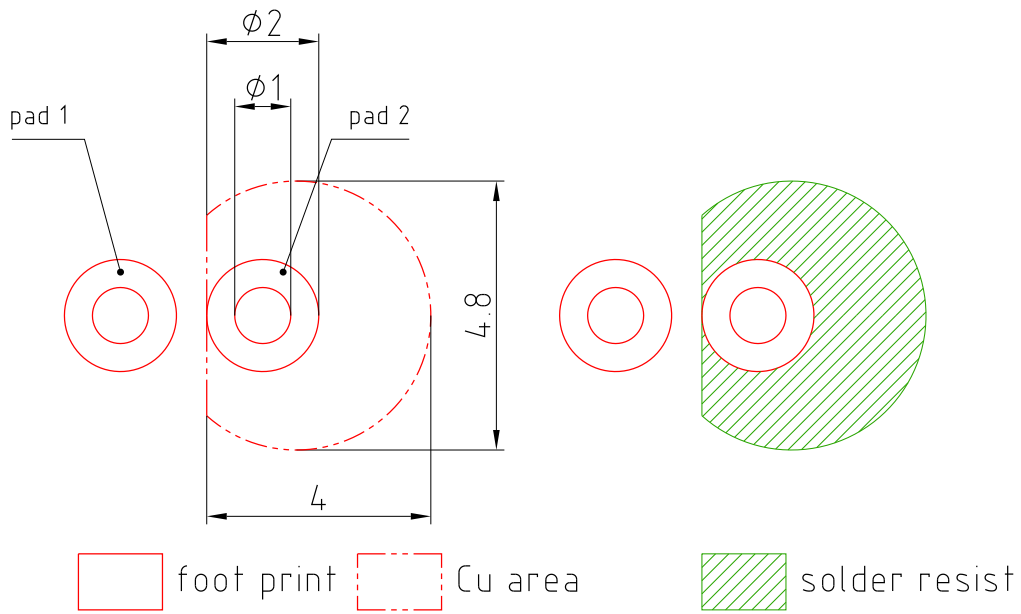
Dimensions in mm (inch).

Package

Sidelooker, Epoxy

Approximate Weight:
85 mg

Recommended Solder Pad

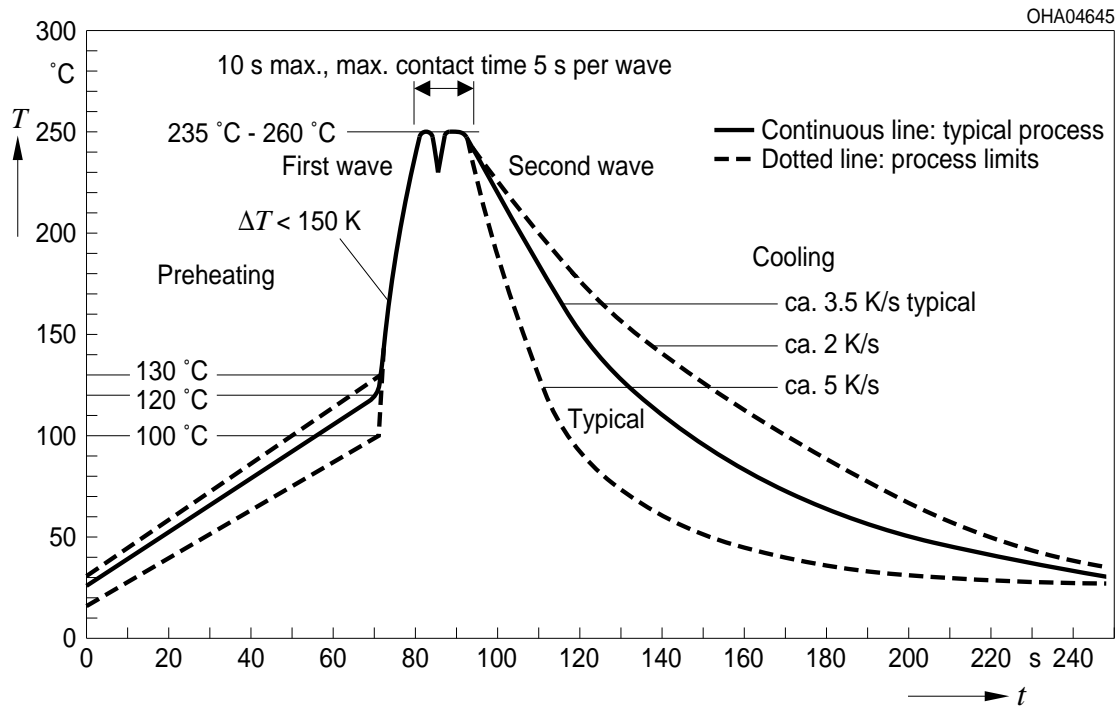


Dimensions in mm.

E062.3010.188-01

TTW Soldering

IEC-61760-1 TTW

**Disclaimer**

Language english will prevail in case of any discrepancies or deviations between the two language wordings.

Attention please!

The information describes the type of component and shall not be considered as assured characteristics.

Terms of delivery and rights to change design reserved. Due to technical requirements components may contain dangerous substances.

For information on the types in question please contact our Sales Organization.

If printed or downloaded, please find the latest version in the Internet.

Packing

Please use the recycling operators known to you. We can also help you – get in touch with your nearest sales office. By agreement we will take packing material back, if it is sorted. You must bear the costs of transport. For packing material that is returned to us unsorted or which we are not obliged to accept, we shall have to invoice you for any costs incurred.

Components used in life-support devices or systems must be expressly authorized for such purpose!

Critical components* may only be used in life-support devices** or systems with the express written approval of OSRAM OS.

*) A critical component is a component used in a life-support device or system whose failure can reasonably be expected to cause the failure of that life-support device or system, or to affect its safety or the effectiveness of that device or system.

**) Life support devices or systems are intended (a) to be implanted in the human body, or (b) to support and/or maintain and sustain human life. If they fail, it is reasonable to assume that the health and the life of the user may be endangered.

Glossary

- ¹⁾ **Typical Values:** Due to the special conditions of the manufacturing processes of LED, the typical data or calculated correlations of technical parameters can only reflect statistical figures. These do not necessarily correspond to the actual parameters of each single product, which could differ from the typical data and calculated correlations or the typical characteristic line. If requested, e.g. because of technical improvements, these typ. data will be changed without any further notice.

Published by OSRAM Opto Semiconductors GmbH
Leibnizstraße 4, D-93055 Regensburg
www.osram-os.com © All Rights Reserved.

EU RoHS and China RoHS compliant product



此产品符合欧盟 RoHS 指令的要求；
按照中国的相关法规和标准，不含有毒有害物质或元素。