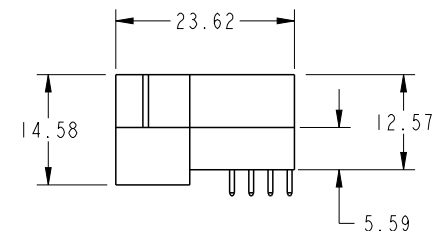
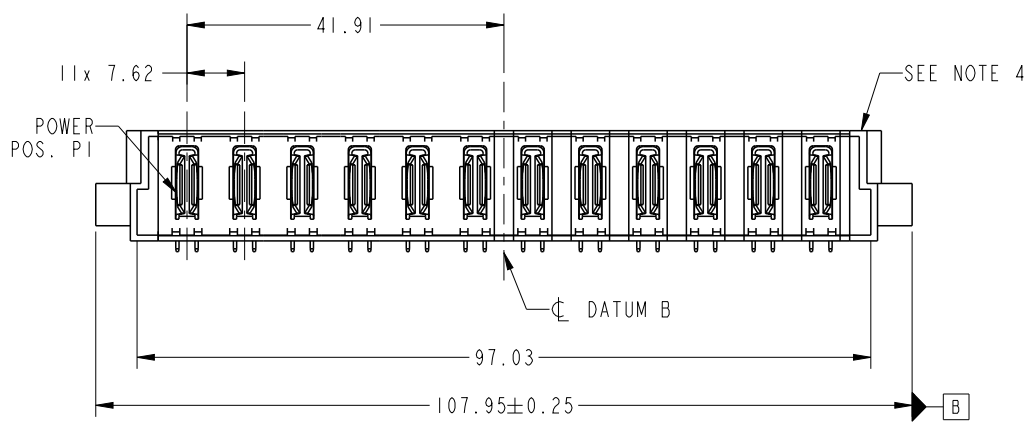
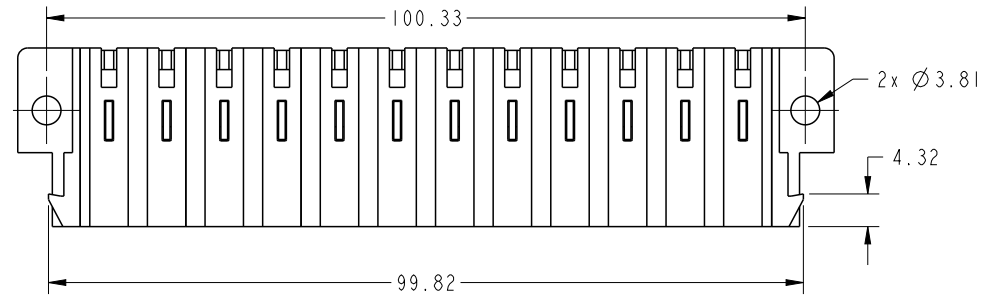


PRODUCT NO. 51939-824-- NOTE 3	POWER													
	E1	P1	P2	P3	P4	P5	P6	P7	P8	P9	P10	P11	P12	E2



CODE	DIM "M" MATING LENGTH	CONTACT TYPE
PA	[N/A]	POWER

spec ref	*	dr	Luo Weller	2014/01/06	projection	MM	size	A4	scale	1:1
tolerance std	TOLERANCES UNLESS OTHERWISE SPECIFIED	eng	Luo Weller	2014/02/16			ecn no	-	rel level	Released
SEE NOTE		chr	-	-						
surface	✓	appr	Pei-Ming Zheng	2014/02/16	product family	PwrBlade		rev	A	
linear		0.X	±0.5		title	I2ACP		dwg no	51939-824	
		0.XX	±0.25			RIGHT ANGLE SOLDER HEADER				
angular	0°	±2°	www.fci.com			cat. no.	&model_name			Product - Customer Drw



Copyright FCI.

1

2

3

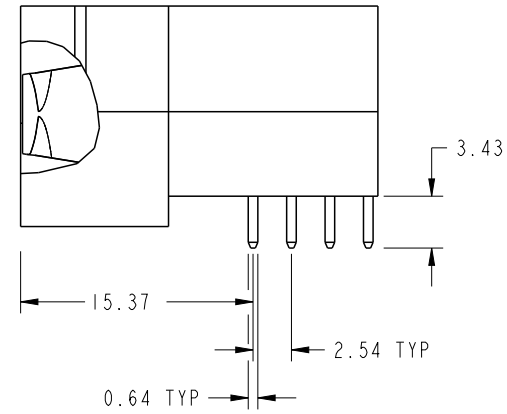
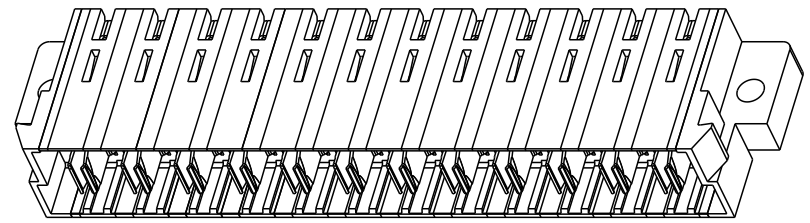
4

A

B

C

D



BROKEN-OUT SECTION B-B  
SCALE 2:1

dr	Luo Weller	2014/01/06	projection 	MM 	size	A4	scale	1:1
eng	Luo Weller	2014/02/16			ecn no	-		
chr	-	-			rel level	Released		
appr	Pei-Ming Zheng	2014/02/16	product family	PwrBlade	rev	A		
	title	12ACP RIGHT ANGLE SOLDER HEADER		dwg no	51939-824			
www.fci.com	cat. no.	&model_name	Product - Customer Drw		sheet 2 of 4			

2

3

4



Copyright FCI.

1

2

3

4

A

B

C

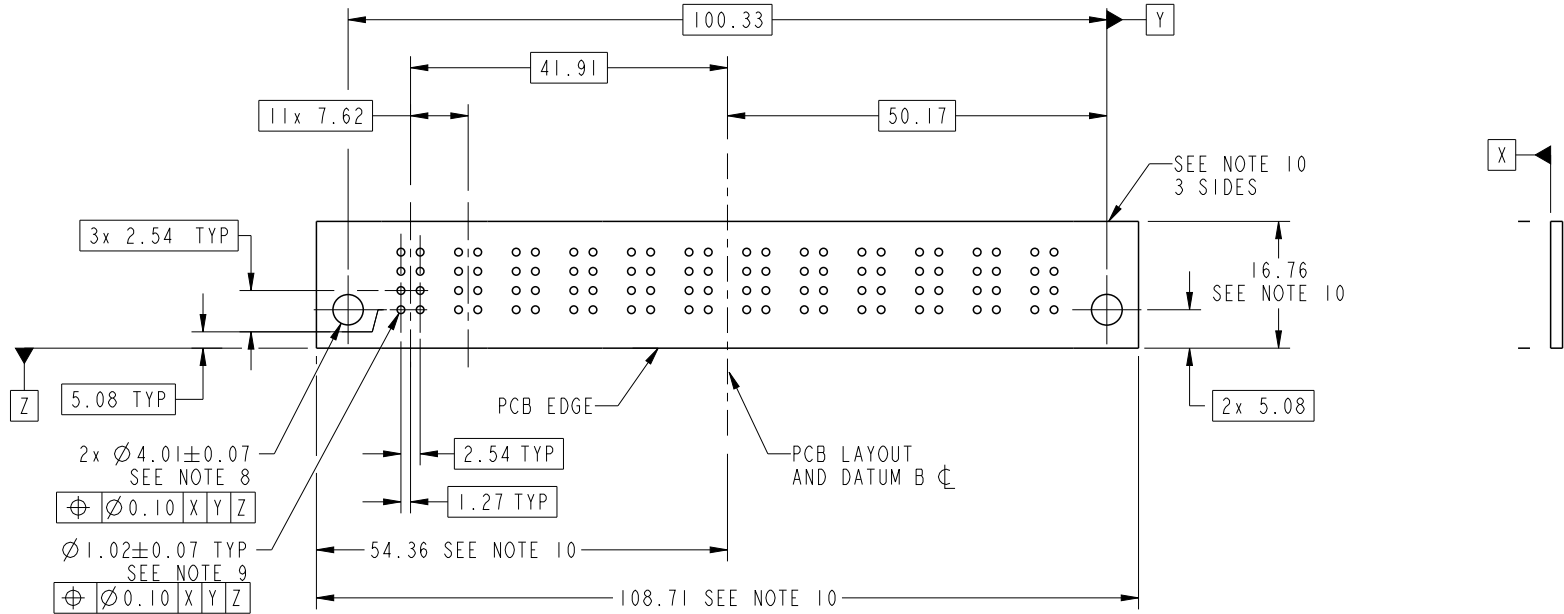
D

A

B

C

D



RECOMMENDED PCB LAYOUT

dr	Luo Weller	2014/01/06	projection 	MM 	size	A4	scale	1:1
eng	Luo Weller	2014/02/16			ecn no	-		
chr	-	-			rel level	Released		
appr	Pei-Ming Zheng	2014/02/16	product family	PwrBlade	rel level	Released		
	title	I2ACP RIGHT ANGLE SOLDER HEADER	dwg no	51939-824	rev	A		
www.fci.com	cat. no.	&model_name	Product - Customer Drw	sheet 3 of 4				

2

3

4



NOTES:

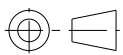


1. DIMENSIONS AND TOLERANCES ARE IN ACCORDANCE WITH ASME Y14.5M, 1994 UNLESS OTHERWISE SPECIFIED.

CONNECTOR NOTES:

- 2. HOUSING MATERIAL: UL 94 V-0 GLASS FILLED HIGH-TEMP THERMOPLASTIC  
POWER CONTACT MATERIAL: COPPER ALLOY  
SIGNAL PIN MATERIAL: COPPER ALLOY
- 3. SEE ITEM 1 & 2 IN PRINT 10064183 FOR PLATING SPEC OF 51939-824 AND 51939-824LF RESPECTIVELY.
- 4. MANUFACTURER'S NAME, DATE CODE AND OPTIONAL P/N TO APPEAR ON THIS SURFACE. THE P/N CAN BE OMITTED IF THERE IS NOT ENOUGH SPACE ON THIS SURFACE.
- 5. PRODUCT SPECIFICATION GS-12-149.  
APPLICATION SPECIFICATION BUS-20-067.
- 6. PACKAGED IN TRAYS.

PCB NOTES:

- 7. ALL HOLE DIAMETERS ARE FINISHED HOLE SIZE.
- 8. MOUNTING HOLES, WHERE APPLICABLE, ARE UNPLATED.
- 9.  $\varnothing 1.151 \pm 0.025$  DRILLED HOLES PLATED WITH  
0.008 MIN SnPb OR Sn OVER 0.03  
TO 0.08 Cu PLATING TO ACHIEVE  
 $\varnothing 1.02 \pm 0.07$  HOLE.
- 10. CONNECTOR KEEP-OUT ZONE.

dr	Luo Weller	2014/01/06	projection 	MM 	size	A4	scale	1:1
eng	Luo Weller	2014/02/16			ecn no	-		
chr	-	-			product family	PwrBlade	rel level	Released
appr	Pei-Ming Zheng	2014/02/16			rev	51939-824	A	
		title	I2ACP RIGHT ANGLE SOLDER HEADER		dwg no			
www.fci.com	cat. no.	&model_name	Product - Customer Drw		sheet 4 of 4			