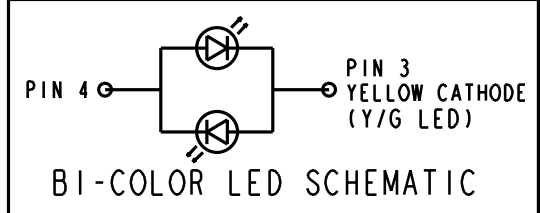
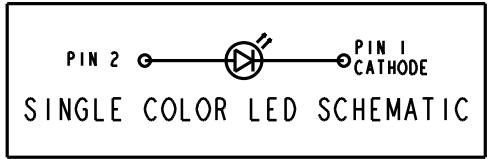
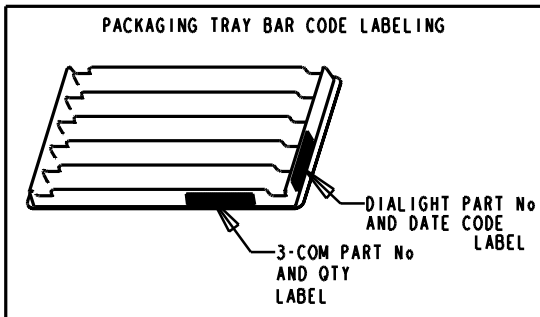


REV.	ECN NO.	REVISIONS	DRN.	CKD.	APP.	DATE
A		NEW RELEASE	AV			

LED COLOR			
ROW 1 *	ROW 2	ROW 3	ROW 4
** BLANK **	** BLANK **	YELLOW / GREEN	YELLOW

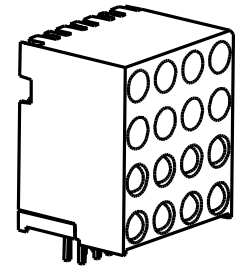
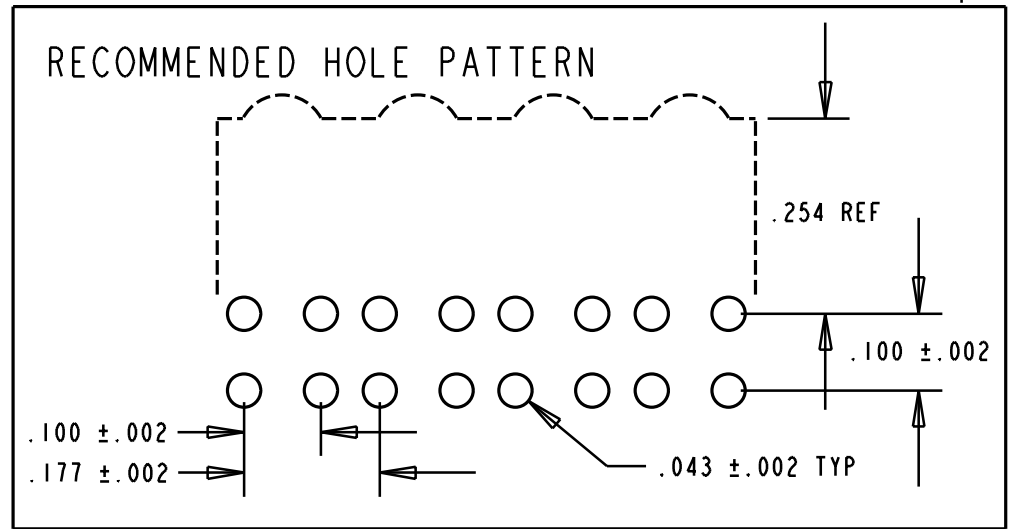
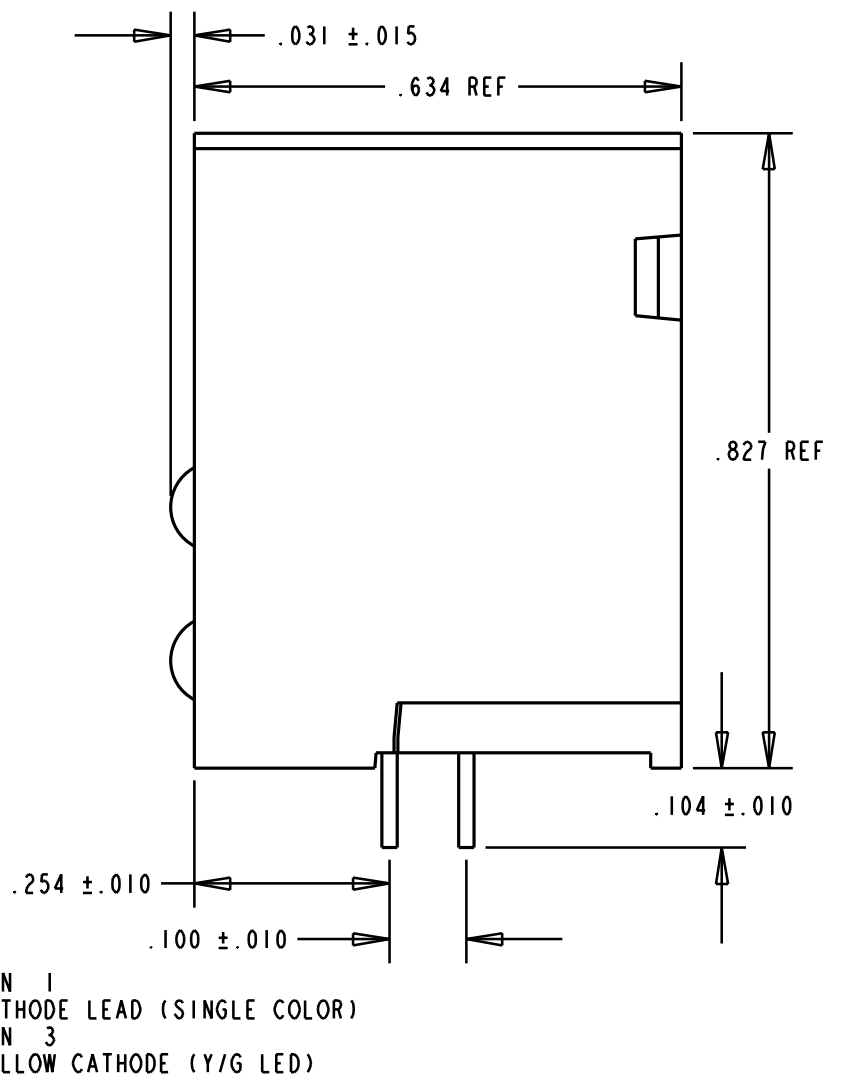
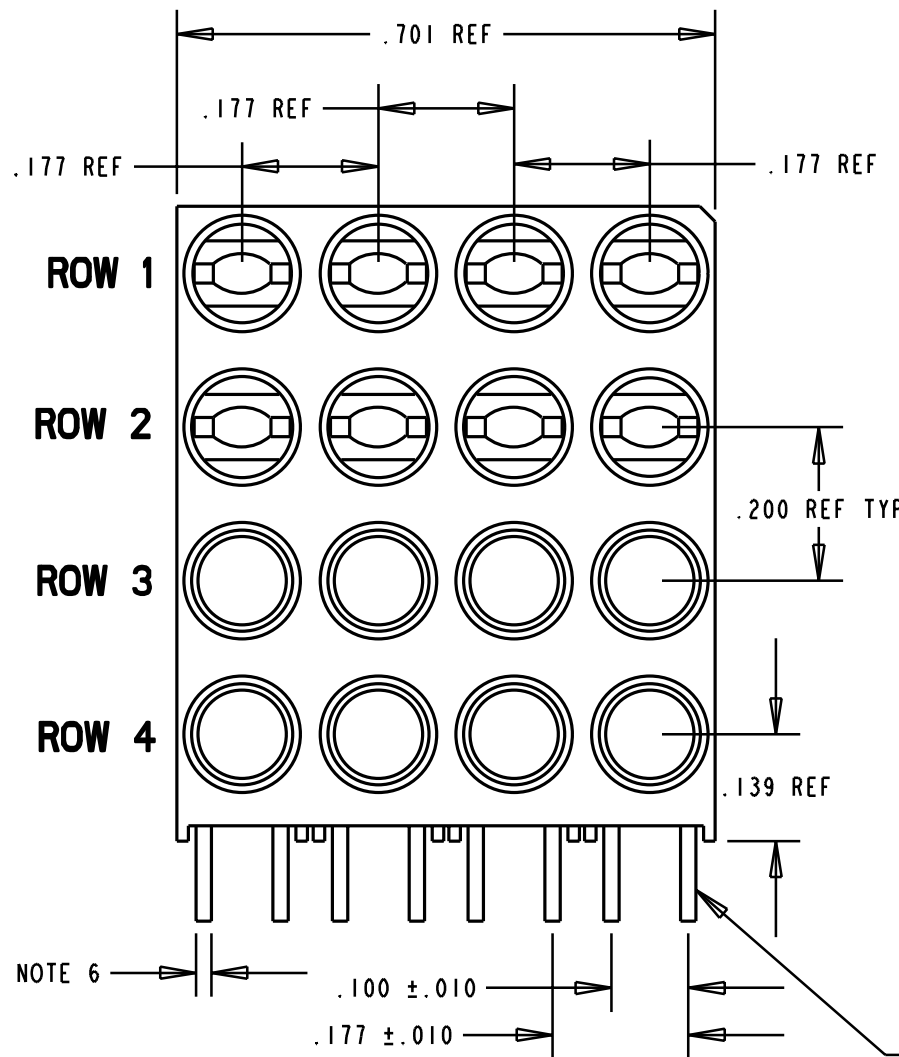


LED COLOR = YELLOW					
OPERATING CHARACTERISTICS AT 25°C AMBIENT					
CHARACTERISTICS	MIN	TYP	MAX	UNITS	TEST CONDITIONS
LUMINOUS INTENSITY	7.4	10.0		mcd	I _f = 10 mA
FORWARD VOLTAGE		2.1	2.8	V	I _f = 20 mA
REVERSE CURRENT		100		μA	V _R = 5 V
PEAK WAVELENGTH		585		nm	
VIEWING ANGLE		60		Degree	
CAPACITANCE		15		pf	V _f =0, f=1MHz

LED COLOR = YELLOW		
ABSOLUTE MAXIMUM RATING AT 25°C AMBIENT		
PARAMETER	UNITS	VALUE
POWER DISSIPATION	mW	60
DERATE LINEARLY FROM 50°C	mA/°C	0.25
CONTINUOUS FORWARD CURRENT	mA	20
PEAK FORWARD CURRENT (1/10 DUTY CYCLE, 0.1 ms PULSE WIDTH)	mA	80
LEAD SOLDERING TEMPERATURE, 5 SEC., 1/16" FROM BODY	°C	260
OPERATING TEMPERATURE	°C	-55 TO +100
STORAGE TEMPERATURE	°C	-55 TO +100

LED COLOR = YELLOW / GREEN						
OPERATING CHARACTERISTICS AT 25°C AMBIENT						
CHARACTERISTICS		MIN	TYP	MAX	UNITS	TEST CONDITIONS
LUMINOUS INTENSITY	GREEN YELLOW	2.5 2.5	6.3 4.3		mcd	I _f = 10 mA
FORWARD VOLTAGE	GREEN YELLOW		2.1 2.1	2.8 2.8	V	I _f = 20 mA
PEAK WAVELENGTH	GREEN YELLOW		565 585		nm	
VIEWING ANGLE			80		Degree	
CAPACITANCE	GREEN YELLOW		35 15		pf	V _f =0, f=1MHz

LED COLOR = YELLOW / GREEN		
ABSOLUTE MAXIMUM RATING AT 25°C AMBIENT		
PARAMETER	UNITS	GREEN/YELLOW
POWER DISSIPATION	mW	100/60
DERATE LINEARLY FROM 50°C	mA/°C	0.4/0.25
CONTINUOUS FORWARD CURRENT	mA	30/20
PEAK FORWARD CURRENT (1/10 DUTY CYCLE, 0.1 ms PULSE WIDTH)	mA	120/80
LEAD SOLDERING TEMPERATURE, 5 SEC., 1/16" FROM BODY	°C	260
OPERATING TEMPERATURE	°C	-55 TO +100
STORAGE TEMPERATURE	°C	-55 TO +100



- NOTES:
- LEADS TO FIT INTO HOLES SPACED AS PER HOLE PATTERN
 - LEADS TO BE FREE OF DEFORMATION AFTER BENDING AND CUTTING
 - PIN NUMBERS FOR REFERENCE ONLY, DESIGNATION NON-EXISTENT ON PART
 - LED LEAD DIMENSIONS SHOWN ARE MEASURED AT HOUSING EXIT
 - PACKAGING =
BLOCKS ARE PLACED IN CLEAR ANTISTATIC TRAY
80 BLOCKS PER TRAY
 - DIALIGHT PART NUMBER: 568-0016-812

THIS DRAWING AND THE CONTENTS HEREIN ARE CONFIDENTIAL AND THE SOLE PROPERTY OF DIALIGHT. REPRODUCTION OF THIS DRAWING OR CONSTRUCTION OF ANY PARTS WITHIN THIS DRAWING ARE FORBIDDEN WITHOUT THE WRITTEN CONSENT OF DIALIGHT.

SCALE 4:1	DRAWING NUMBER	REV
ALL DIM'S IN: INCHES	C-16688	A
TOLERANCES: UNLESS OTHERWISE SPECIFIED	TITLE 4X4 CBI ARRAY BLOCK	
FRACTIONS: ±1/64	MATERIAL	
DECIMALS (.XX): ±.020	Dialight	
DECIMALS (.XXX): ±.015	1913 ATLANTIC AVE.	
DECIMALS (.XXXX): ±.010	MANASQUAN, N.J. 08736	
ANGLES: ±3°	SHEET OF FAMILY TABLE:	
FINISH:	FSCM 83330	