

Housing set - HC-MOT-TML-SET - 1409066

Please be informed that the data shown in this PDF Document is generated from our Online Catalog. Please find the complete data in the user's documentation. Our General Terms of Use for Downloads are valid (<http://download.phoenixcontact.com>)

Motor connector for three-phase drive, metal housing with EMC sleeves incl. Push-in contact insert, with screw connections (power and control circuit). With filler plugs in the control cable screw connection, 4-pos. control circuit, with star-delta bridge, with IP54 protective cover.



Key commercial data

Packing unit	1 PCE
Weight per Piece (excluding packing)	290.0 GRM
Custom tariff number	79070000
Country of origin	Germany

Technical data

General

Pollution degree	3
Surge voltage category	III
Insertion/withdrawal cycles	≥ 100
Design	MOT
Conductor cross section	0.5 mm ² ... 2.5 mm ² (Power circuit)
	0.5 mm ² ... 1.5 mm ² (Control circuit)
Connection cross section AWG	20 ... 14
	20 ... 16
Stripping length of the individual wire	12 mm (Push-in Technology)

Ambient conditions

Ambient temperature (operation)	-30 °C ... 100 °C
Degree of protection	IP67

Material data

Inflammability class according to UL 94	V0
Seal material	EPDM

Housing set - HC-MOT-TML-SET - 1409066

Technical data

Material data

Housing material	GD-Zn
Contact material	Copper alloy
Contact surface material	Ag (power)/Au (signal)
Material of contact surface, power contact	Ag
Material of contact surface, control contact	Au
Contact carrier material	PA

Electrical characteristics

Rated voltage for power contacts	400/800 V
Rated voltage (III/3)	250 V (Signal)
Rated surge voltage	6 kV (Phase/housing power circuit)
	8 kV (Phase/phase power circuit)
	4 kV (Control circuit)
Rated current	16.5 A (power contacts)
	2.5 A (control contacts)

Technical data according to UL approval

Connection cross section, power contact (AWG)	14
Nominal voltage, power contact	600 V
Nominal current, power contact	16.5 A
Connection cross section, signal contact (AWG)	16
Nominal voltage, signal contact	250 V
Nominal current, signal contact	2.5 A

Classifications

eCl@ss

eCl@ss 4.0	27140816
eCl@ss 4.1	27140816
eCl@ss 5.0	27143424
eCl@ss 5.1	27143424
eCl@ss 6.0	27143424
eCl@ss 7.0	27440209
eCl@ss 8.0	27440209

ETIM

ETIM 4.0	EC000437
ETIM 5.0	EC000437

Housing set - HC-MOT-TML-SET - 1409066

Classifications

UNSPSC

UNSPSC 6.01	30211923
UNSPSC 7.0901	39121522
UNSPSC 11	39121522
UNSPSC 12.01	39121522
UNSPSC 13.2	39121522

Approvals

Approvals


Approvals

CSA / CSAus / GOST / UL Listed / cCSAus

Ex Approvals

Approvals submitted

Approval details

CSA 	
mm ² /AWG/kcmil	18
Nominal current IN	2.5 A
Nominal voltage UN	250 V

CSAus	
mm ² /AWG/kcmil	18
Nominal current IN	2.5 A
Nominal voltage UN	250 V

Housing set - HC-MOT-TML-SET - 1409066

Approvals

GOST

UL Listed

mm ² /AWG/kcmil	18
Nominal current I _N	2.5 A
Nominal voltage U _N	250 V

cCSAus

Accessories

Accessories

Coding element

Coding profile - CP-HCC 4 - 1600027



Coding profile, Number of positions: 1, Color: red

Protective cover

Protective covers - HC-MOT-SD-FLT-KU-IP54 - 1409134



Protective cover for sleeve housing, IP54

Housing set - HC-MOT-TML-SET - 1409066

Accessories

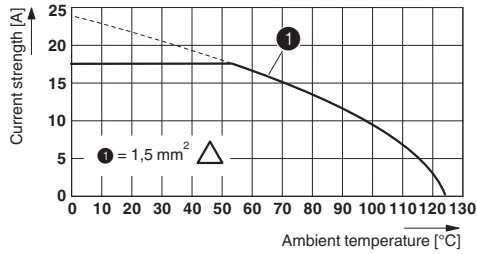
Star-delta bridge - HC-MOT-ST/DR-BR - 1409150

Star-delta bridge



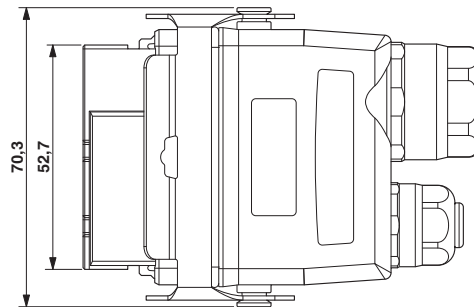
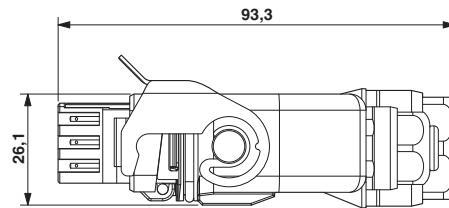
Drawings

Diagram



Derating diagram

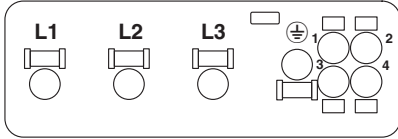
Dimensioned drawing



Dimensional drawing

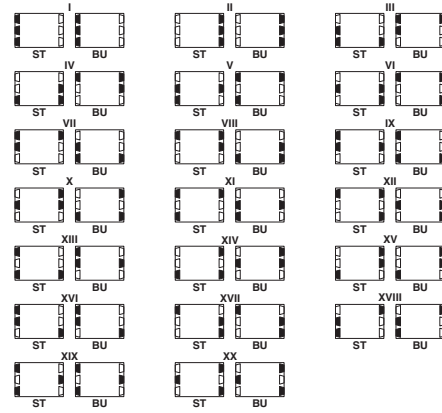
Housing set - HC-MOT-TML-SET - 1409066

Schematic diagram



Connector pin assignment, connection side

Schematic diagram



Coding scheme