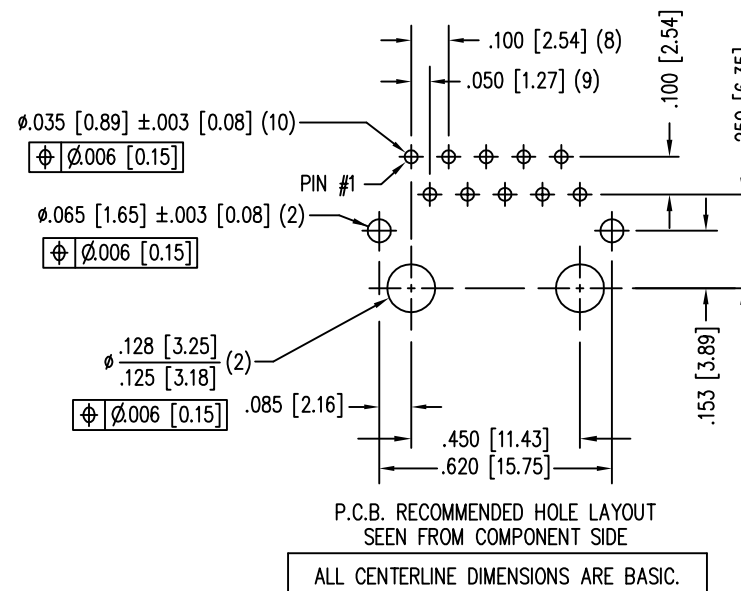
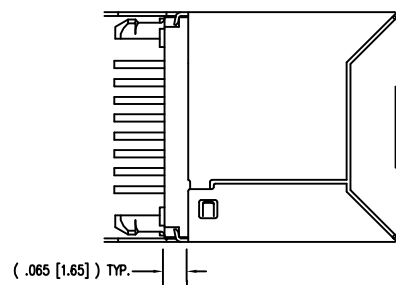


DATE	REV	ECN	APP'D. BY
6-8-12	A4	9502	SMN
8-20-12	B0	9576	TRM
1-14-15	B1	10198	TRM

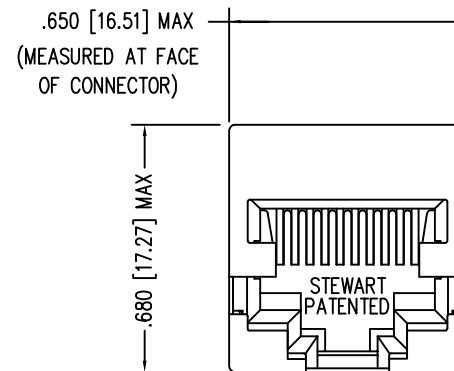
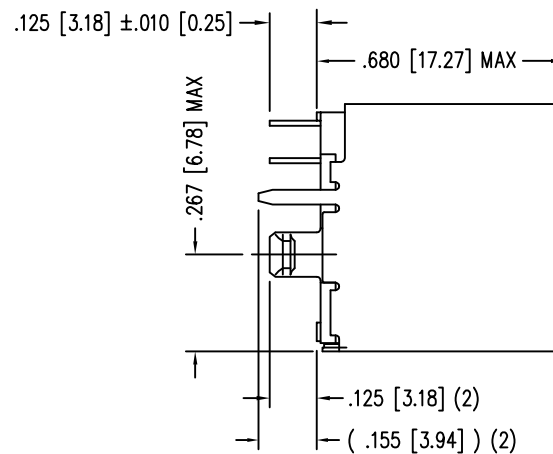
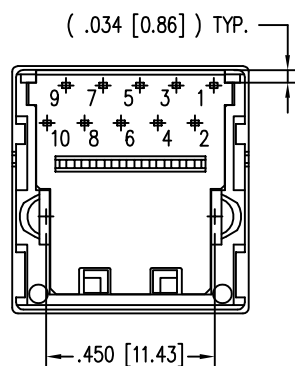
B

B



A

A



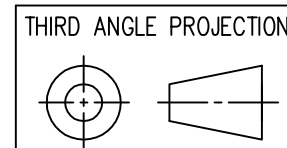
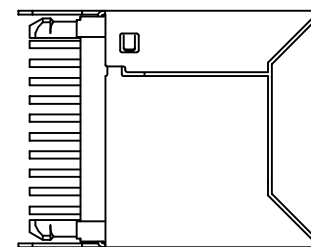
NOTES:

- CONNECTOR MATERIALS:  
HOUSING: HI-TEMP, UL94 V-0  
CONTACTS/SHIELD: COPPER ALLOY  
SHIELD PLATING: NICKEL OR "REFLOW" TIN  
CONTACT PLATING: SELECTIVE GOLD OR EQUIVALENT IN THE CONTACT AREA  
SEE CHART FOR PART NUMBER
- FOR PRODUCT SPECIFICATIONS SEE PRO22-01.
- RATED AT MAX. 260°C FOR MAX. 10 SECS.
- DIMENSIONS AND TOLERANCES COMPLY WITH TIA-1096 STANDARD.
- THIS CONNECTOR CAN BE USED IN RJ-45, RJ-48 AND RJ-50 APPLICATIONS WITH THE APPROPRIATE PCB LAYOUT AND PIN ASSIGNMENT BY THE CUSTOMER.

50 MICRO-INCHES [1.27um]	SS65100-052F
30 MICRO-INCHES [0.76um]	SS65100-038F
CONTACT PLATING IN MATING AREA	PART NUMBER

A

A



1118 Susquehanna Trail South  
Glen Rock, PA 17327-9199  
(717) 235-7512  
<http://www.stewartconnector.com>

DO NOT SCALE DRAWING  
DRAWING IS SUBJECT TO  
CHANGE WITHOUT NOTICE

TITLE: TEN CONTACT, TEN POSITION, VERTICAL MOUNT SHIELDED JACK, NON-FLANGED

DIMENSIONS: INCHES [METRIC]  
UNLESS OTHERWISE SPECIFIED  
TOLERANCES ARE ±.005 [0.13]  
ANGLES ARE ± 1°

THIS DRAWING AND THE SUBJECT MATTER SHOWN THEREON ARE CONFIDENTIAL AND THE PROPRIETARY PROPERTY OF STEWART CONNECTOR AND SHALL NOT BE REPRODUCED, COPIED, OR USED IN ANY MANNER WITHOUT PRIOR WRITTEN CONSENT OF STEWART CONNECTOR. THIS PRODUCT MAY BE PROTECTED BY ONE OR MORE OF THE FOLLOWING US PATENTS: 5791942 6217391 6368159 6419526 6602097 687722 6964587 7048590 7086909 7568950 7686650 OTHER PATENTS MAY BE PENDING.

DRN BY: TRM	DATE 3-20-06
APPD BY: DHG	DATE 3-20-06
DWG NO. CT650085F	REV. B1

SHEET NO. 1 OF 1

