

Customer Information Sheet

DRAWING No.: M80-891XXXX

SHEET 2 OF 2

IF IN DOUBT - ASK

©

NOT TO SCALE

THIRD ANGLE PROJECTION

ALL DIMENSIONS IN mm

SPECIFICATION

MATERIAL:
 MOULDING = GLASS-FILLED POLYESTER, UL94V-0
 CLIP = BERYLLIUM COPPER
 SHELL = BRASS

FINISH:
CONTACTS:
 01 = 0.30µ GOLD CLIP, 4.0µ TIN/LEAD SHELL
 05 = 0.30µ GOLD CLIP, 0.28µ GOLD SHELL

ELECTRICAL:
 CURRENT RATING AT 25°C = 3.0A MAX
 CURRENT RATING AT 85°C = 2.2A MAX
 WORKING VOLTAGE = 120V AC/DC
 VOLTAGE PROOF = 360V AC/DC

CONTACT RESISTANCE:
 INITIAL = 20mΩ MAX
 AFTER CONDITIONING = 25mΩ MAX

INSULATION RESISTANCE:
 INITIAL = 1000MΩ MIN
 AFTER CONDITIONING = 100MΩ MIN

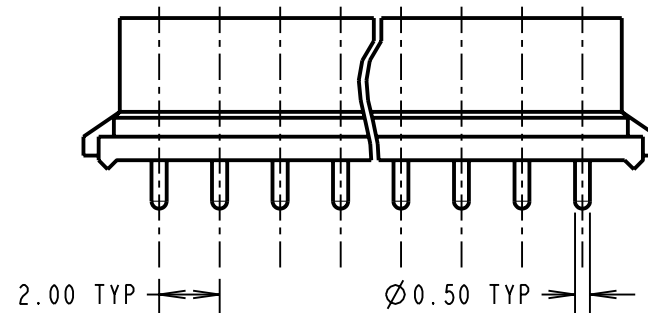
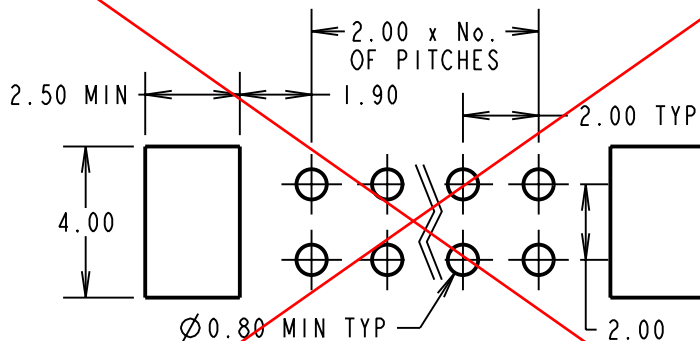
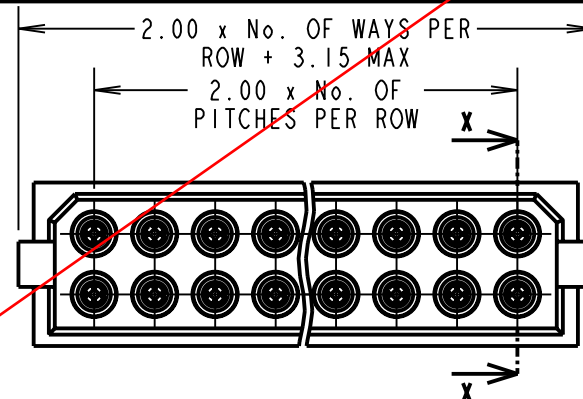
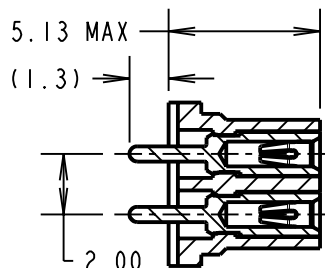
ENVIRONMENTAL:
 TEMPERATURE RANGE = -55°C TO +125°C

MECHANICAL:
 DURABILITY = 500 OPERATIONS
 INSERTION FORCE = 2.8N MAX, 1.0N MIN
 WITHDRAWAL FORCE = 1.8N MAX, 0.2N MIN

PACKING:
 TUBE
 FOR COMPLETE SPECIFICATION, SEE COMPONENT SPECIFICATION C005XX (LATEST ISSUE)

OBSELETE
 All M80 versions
 LTB date 09-03-2018
 C/N 20971
 All BS versions
 LTB date 09-03-2018
 C/N 21115

SECTION X-X



RECOMMENDED PCB LAYOUT

BRITISH STANDARD
 ORDER CODE: TO BS9525 F0033
B5741-2XX-F-N-X
 TOTAL No. OF WAYS
 04 - 20 (EVEN NUMBERS)
 26, 34, 44
 FINISH
 0 - GOLD CLIP, TIN/LEAD SHELL
 2 - GOLD CLIP, GOLD SHELL

COMMERCIAL
 ORDER CODE:
M80-891XXXX
 TOTAL No. OF WAYS
 04 - 20 (EVEN NUMBERS)
 26, 34, 44
 FINISH
 01 - GOLD CLIP, TIN/LEAD SHELL
 05 - GOLD CLIP, GOLD SHELL

SM	6	12.05.10	10790
NAME	ISS.	DATE	C/NOTE
APPROVED: S. MCCULLAGH			
CHECKED: R. ADDE			
DRAWN: W. J. BOURNE			
CUSTOMER REF.:			
ASSEMBLY DRG:			

HARWIN

HARWIN USA
 TEL: 603 893 5376
 FAX: 603 893 5396
 mis@harwin.com

HARWIN Europe (UK)
 TEL: 023 9231 4545
 FAX: 023 9231 4590
 mis@harwin.co.uk

HARWIN Asia
 TEL: +65 6 779 4909
 FAX: +65 6 779 3868
 mis@harwin.com.sg

THIS DRAWING AND ANY INFORMATION OR DESCRIPTIVE MATTER SET OUT HEREON ARE CONFIDENTIAL AND COPYRIGHT PROPERTY OF THE HARWIN GROUP AND MUST NOT BE DISCLOSED, LOANED, COPIED OR USED FOR MANUFACTURING, TENDERING OR FOR ANY OTHER PURPOSE WITHOUT THEIR WRITTEN PERMISSION.

TOLERANCES
 X. = ±1mm
 X.X = ±0.25mm
 X.XX = ±0.10mm
 X.XXX = ±0.01mm
 ANGLES = ±5°
 UNLESS STATED

MATERIAL:
 SEE ABOVE
FINISH:
 SEE ABOVE
S/AREA:
 mm²

TITLE: DATAMATE 2mm PITCH
 VERTICAL 1.3mm PC TAIL DIL
 SOCKET ASSEMBLY
DRAWING NUMBER:
M80-891XXXX
 SHT 2 OF 2