

Technical specification:

Technische Daten:

Working voltage/ Betriebsspannung:	48 V AC/DC
Degree of protection/ Schutzart:	IP67, rated when covered or fully mated with the appropriate mating connector/ <i>IP67 bei Verwendung mit Kappe oder passenden Gegenstecker</i>
Temperature range/ Temperaturbereich:	-40 °C ... +100 °C
Current rating/ Strombelastbarkeit:	High power contact crimp; 30 A/ <i>Hochstromkontakt crimp; 30 A</i> can be crimped with stranded copper wires: AWG 10-12/ <i>crimpbar an Kupferlitze: AWG 10-12</i>
UL-listed, File No./ UL- gelistet:	E318363

Materials/

Werkstoffe:

Coupler ring/ Kupplungsring:	PA GF (black/schwarz); UL 94 V-0; UL (f1) rated
Socket Housing/ Buchsengehäuse:	PA GF (black/schwarz); UL 94 V-0; UL (f1) rated
Cable gland/ Kabelanschluss:	PA (black/schwarz); UL 94 V-0; UL (f1) rated
Cable gland rubber ring/ Kabelanschluss Gummidichtung:	NBR, black/schwarz
Cable fitting/ Kabelverschraubung:	PA (black/schwarz); UL 94 V-0; UL (f1) rated
Interfacial seal/ Stirnflächendichtung:	Silicone, red/ <i>Silikon, rot</i>
Retaining ring/ Haltering:	Stainless steel/ <i>Edelstahl</i>
High power contact/ Hochstromkontakt:	Cu alloy, Au over Ni

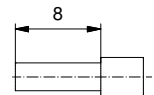
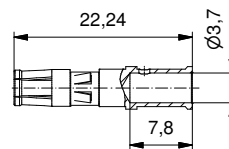
Installation specification/

Montagedaten:

Connector kit is recommended for use with following cable type/ <i>Stecker wird für die Verwendung mit folgenden Kabeltypen empfohlen:</i>	2 x Conductor AWG10, Type SOOW / SJOOW/ <i>2 x Leiter AWG 10, Typ SOOW/SJOOW</i> 2 x Conductor AWG 12, Type SOOW/ <i>2 x Leiter AWG 12, Typ SOOW</i>
Crimp-Tool/ Crimp-Werkzeug:	360X10409X
Tool insert/ Werkzeugeinsatz:	360X20029X
Selector settings/ Selektor Einstellungen:	7 for AWG 10 6 for AWG 12
Assembly instruction/ Montageanleitung:	AI-5048-Power

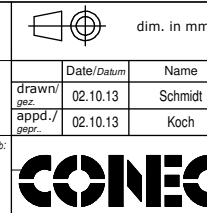
2 Contacts will be supplied loose/
2 Kontakte werden lose geliefert

Stripping Dimensions/
Kabelvorbereitung:



Part no. / Part marked <i>Art.-Nr. / Bedruckung:</i>	17-400123	Contact plating/ <i>Kontakt Veredelung:</i>	Power Contact 30 A/ <i>Hochstromkontakt 30 A:</i>	Plating, mating area: <i>Veredelung Steckbereich:</i>	Gold flash over Nickel <i>Gold über Nickel</i>
				Plating, termination side: <i>Veredelung Anschluss Seite:</i>	Tin over Nickel <i>Zinn über Nickel</i>

Index: c Ä6469 13.02.2017 K.H.	Scale/Maßstab: 1:1	dwg no. / Z.-nr.: 17K1A420	DIN-A3 1 / 1
Status: InBearbeitung			
RoHS compliant/konform			



dim. in mm
IP67 Power Bayonet 2pos. Socket Kit / crimp cable mount Ø13-18 mm
IP67 Power-Bajonett 2pol. Buchsen-Kit / crimp Kabelmontage Ø13-18 mm

The reproduction, distribution and utilization of this document as well as the communication of its contents to others without express authorization is prohibited. Offenders will be held liable for the payment of damages. We reserve the right to withdraw advertising and notices, without notice and without obligation of compensation, at any time.