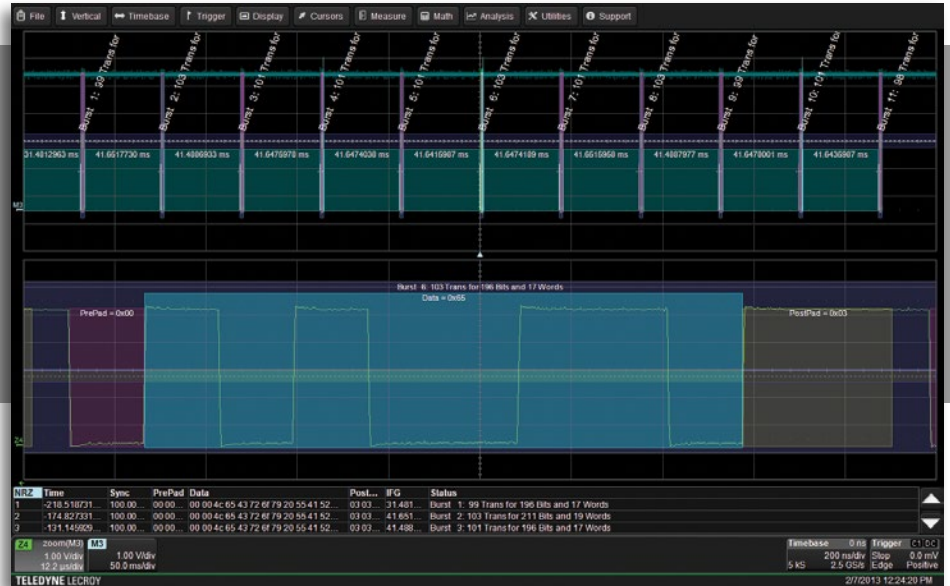


Manchester and NRZ Configurable Protocol Decode



Key Features

- User definable protocol decoding of Manchester and NRZ encoded buses
- Flexible decoding of buses with bit rates up to 60 Gb/s
- Configurable word and packet grouping for custom protocol definition
- Intuitive color-coded decode is overlaid directly on physical layer waveform
- Convenient table display with quick “zoom to message” capability
- Search feature quickly identifies specific packets and data

Quickly decode serial buses that use Manchester and NRZ encoding schemes with configurable, user-definable protocol formats.

Today’s oscilloscopes provide an array of protocol specific serial data decoding tools to help verify bus performance and debug system problems. These tools provide valuable insight into buses using those protocols but not all systems are built on industry standards and rely on proprietary encoding or buses not supported by oscilloscope decode tools.

Flexible, User-Definable Protocol Decoding

The Configurable Manchester and NRZ Decode options enable flexible, user-definable protocol decoding of serial buses built with these encoding schemes from 10 b/s to 60 Gb/s. The physical layer specs like bit rate, idle state and polarity can be easily defined enabling quick decoding of every bit transmitted on the bus. Higher level decode can be done by configuring bits to words and then words to packets.

Configure and Decode Complex Protocols

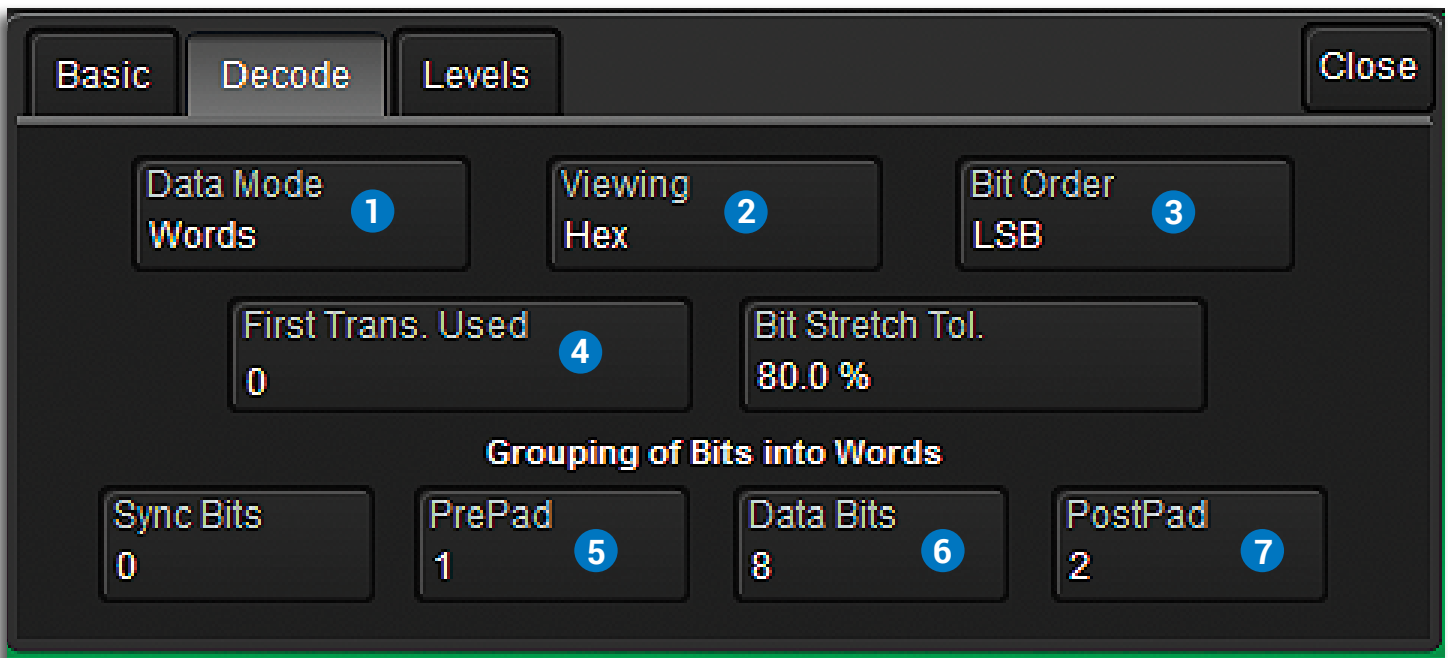
Define the number of sync bits, header or pre-amble bits, data bits and footer or CRC bits to build a custom protocol decoder for a proprietary bus or decode Manchester or NRZ based industry standard buses like PSI5, DALI, LONworks, and proprietary NRZ protocols.

Support on Multiple Oscilloscope Platforms

The configurable Manchester and NRZ decode option is available on a wide range of oscilloscope models from 200 MHz to 65 GHz.

DEFINE, CONFIGURE, DECODE

Manchester and NRZ encoding schemes both use a variety of methods for making bits into words, words into packets and packets into protocols. The configurable Manchester and NRZ decode capabilities are designed to provide the flexibility needed to display decoded protocol information built on these encoding schemes. This flexibility enables quick decoding of protocols built on industry standards or custom, proprietary protocols.



User-definable protocol controls enable flexible serial bus decoding.

Protocol Decode Setup

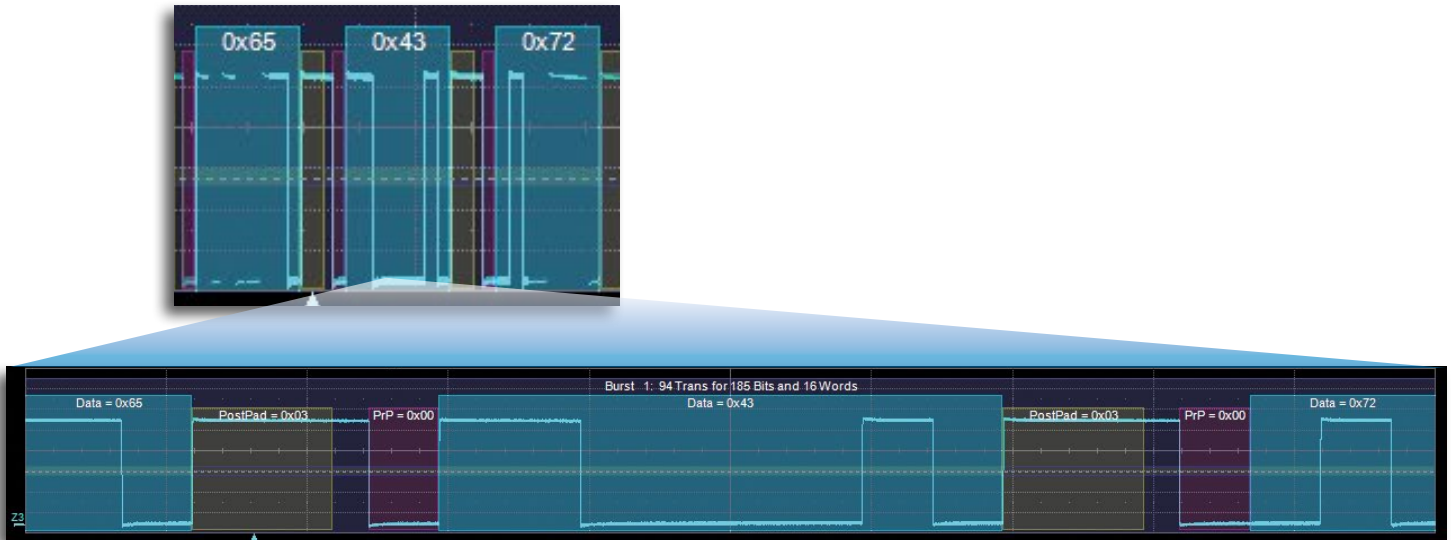
1. Decode data packet by grouping bits into words
2. View decoded data in Hex, ASCII or Decimal
3. Set decode bit order as LSB or MSB
4. Select a start point for decoding so that only transitions of interest are decoded.

Word, Packet, Frame Setup

5. Group up to 32 bits for address, pre-amble or sub-address information
6. Choose custom number of bits from 0 – 32 for word size
7. Define CRC or footer information by setting a specific amount of post-pad bits

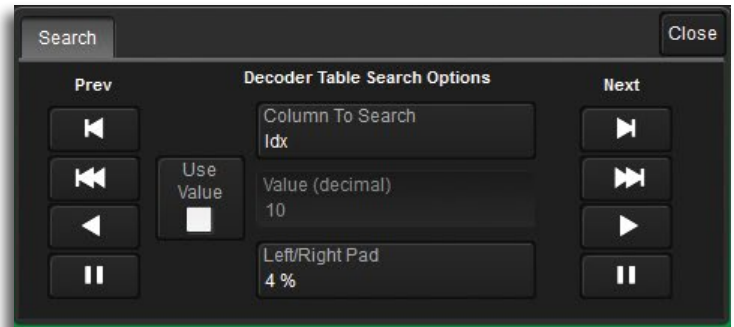
Intuitive Decode

Color-coded overlays display the protocol decode directly on top of the physical layer waveform for an easy-to-understand visual display. The decode information condenses or expands depending on the timebase or zoom setting, simplifying both routine verification and complex troubleshooting.



Powerful Search

Quickly search through long captures of decoded Manchester or NRZ encoded buses for specific details such as Data, Sync, Interframe Gap or Status.



Search functionality and user interface provides an easy way to step through search results to isolate specific areas of interest.

Convenient Table

Turn the oscilloscope into a protocol analyzer with the table display of protocol information. Configure the table to display information, such as, sync, pre & post data, and export table data to an Excel file.

NRZ	Time	Sync	PrePad	Data	Post...
1	-218.518731...	100.00...	00 00...	00 00 4c 65 43 72 6f 79 20 55 41 52...	03 03...
2	-174.827331...	100.00...	00 00...	00 00 4c 65 43 72 6f 79 20 55 41 52...	03 03...
3	-131.145929...	100.00...	00 00...	00 00 4c 65 43 72 6f 79 20 55 41 52...	03 03...
4	-87.4585309...	100.00...	00 00...	00 00 4c 65 43 72 6f 79 20 55 41 52...	03 03...
5	-43.7713258...	100.00...	00 00...	00 00 4c 65 43 72 6f 79 20 55 41 52...	03 03...
6	-89.9300594 μs	100.00...	00 00...	00 00 4c 65 43 72 6f 79 20 55 41 52...	03 03...

Display decoded values in an easy-to-understand table.

SPECIFICATIONS & ORDERING INFORMATION

Manchester / NRZ	
Definition	
Protocol Setup	Select Bit rate (10 bit/s - 60 Gbit/s), Idle State (IdleLow, IdleHigh, Don't Care), Polarity (Low = 0, Low = 1)
Decode Capability	
Format	Bits, Words
Basic Setup	Bit rate, Idle State, Polarity
Decode Setup	First Transition Used (0 - 400), Bit Stretch Tolerance (0 - 100 %), Sync Bits (0-1000), PrePad Bits (0 - 32), Data Bits (1 - 32), PostPad Bits (0 - 32)
# of Decode Waveforms	Up to 4 buses may be decoded at one time. In addition, zooms can be displayed (with decoded information).
Location	Overlaid over waveform, on Grid
Visual Aid	Color Coding for Idle, timeout, Prepad, Data, PostPad. Decode information is intelligently annotated based on timebase setting.
Search Capability	
Pattern Search	Search for the following: Time, Sync, Prepad, Data, Postpad, Interframe Gap and Status. Selection available for use of defining decimal or hexadecimal search value with Data mode = Words
Other	
Supported Encoding Variants	NRZ-L Manchester Bi-Phase-L (also called Manchester II), IEEE 802.3, Differential bi-phase mark, Differential bi-phase space. (Single Wire)
Compatible With...	Fully compatible with WaveSurfer 10/MXs-B/MSO MXs-B Series, HDO4000 Series, WaveRunner Xi/Xi-A Series, WaveRunner 6 Zi Series, HDO6000 Series, HDO8000 Series, WavePro 7 Zi Series, WaveMaster 8 Zi Series, LabMaster 9 Zi-A Series, and LabMaster 10 Zi Series. Bandwidth of oscilloscope must be equal to bit rate with a minimum oscilloscope sample rate of 4x the bit rate.

Ordering information

Product Description	Product Code	Product Description	Product Code
Manchester Decode Option		NRZ Decode Option	
Manchester Decode Option for WaveSurfer MXs/MSO MXs-B	WSXs-Manchesterbus D	NRZ Decode Option for WaveSurfer MXs/MSO MXs-B	WSXs-NRZbus D
Manchester Decode Option for WaveSurfer 10	WS10-Manchesterbus D	NRZ Decode Option for WaveSurfer 10	WS10-NRZbus D
Manchester Decode Option for HDO4000/HDO4000-MS	HDO4K-Manchesterbus D	NRZ Decode Option for HDO4000/HDO4000-MS	HDO4K-NRZbus D
Manchester Decode Option for WaveRunner 6 Zi	WR6Zi-Manchesterbus D	NRZ Decode Option for WaveRunner 6 Zi	WR6Zi-NRZbus D
Manchester Decode Option for HDO6000/HDO6000-MS	HDO6K-Manchesterbus D	NRZ Decode Option for HDO6000/HDO6000-MS	HDO6K-NRZbus D
Manchester Decode Option for HDO8000/ HDO8000-MS/MDA800	HDO8K-Manchesterbus D	NRZ Decode Option for HDO8000/HDO8000-MS/MDA800	HDO8K-NRZbus D
Manchester Decode Option for WavePro 7 Zi/Zi-A	WPZi-Manchesterbus D		
Manchester Decode Option for WaveMaster 8 Zi-A	WM8Zi-Manchesterbus D		
Manchester Decode Option for LabMaster 9 Zi-A	LM9Zi-Manchesterbus D		
Manchester Decode Option for LabMaster 10 Zi	LM10Zi-Manchesterbus D		

Customer Service

Teledyne LeCroy oscilloscopes and probes are designed, built, and tested to ensure high reliability. In the unlikely event you experience difficulties, our digital oscilloscopes are fully warranted for three years, and our probes are warranted for one year.

This warranty includes:

- No charge for return shipping
- Long-term 7-year support
- Upgrade to latest software at no charge



1-800-5-LeCroy
teledyneleeroy.com

Local sales offices are located throughout the world.
Visit our website to find the most convenient location.