
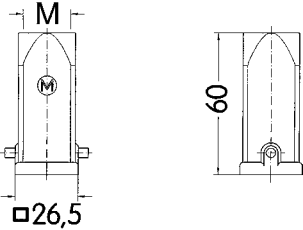

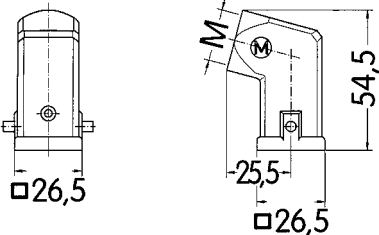

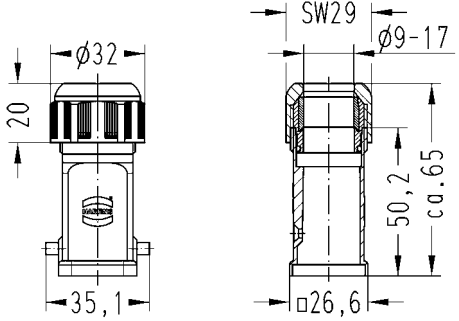


Plastic hoods/housings for industrial applications
double locking lever

Identification	Cable entry	Part number	Drawing Dimensions in mm
Han A® , Hoods, top entry 	1xM20	19 20 003 0420	
Han A® , Hoods, top entry, black	1xM20	19 20 003 0427	
Han A® , Hoods, side entry 	1xM20	19 20 003 0620	
Han A® , Hoods, side entry, black	1xM20	19 20 003 0627	
Han A® , Hood with integrated cable gland, top entry 		19 20 003 0410	
Han A® , Hood with integrated cable gland, top entry, black		19 20 003 0418	