

PCB connection terminal block - SPTA 5/ 2-7,5-ZB - 1819082

Please be informed that the data shown in this PDF Document is generated from our Online Catalog. Please find the complete data in the user's documentation. Our General Terms of Use for Downloads are valid (<http://phoenixcontact.com/download>)



PCB terminal block, Nominal current: 41 A, Nom. voltage: 1000 V, Pitch: 7.5 mm, Number of positions: 2, Connection method: Push-in connection, Mounting: Soldering, Conductor/PCB connection direction: 30 °, Color: green

Product Features



Key commercial data

Packing unit	1 pc
Weight per Piece (excluding packing)	11.6 GRM
Custom tariff number	85369010
Country of origin	Germany

Technical data

Dimensions

Pitch	7.5 mm
Dimension a	7.5 mm
Pin dimensions	1,7 x 0,8
Pin spacing	14 mm
Hole diameter	2.1 mm

General

Range of articles	SPTA 5/
Insulating material group	I
Rated surge voltage (III/3)	8 kV
Rated surge voltage (III/2)	8 kV
Rated surge voltage (II/2)	6 kV
Rated voltage (III/3)	800 V
Rated voltage (III/2)	1000 V

PCB connection terminal block - SPTA 5/ 2-7,5-ZB - 1819082

Technical data

General

Rated voltage (U _I /2)	1000 V
Connection in acc. with standard	EN-VDE
Nominal current I _N	41 A
Nominal cross section	6 mm ²
Insulating material	PA
Solder pin surface	Sn
Inflammability class according to UL 94	V0
Stripping length	15 mm
Number of positions	2

Connection data

Conductor cross section solid min.	0.2 mm ²
Conductor cross section solid max.	6 mm ²
Conductor cross section flexible min.	0.2 mm ²
Conductor cross section flexible max.	6 mm ²
Conductor cross section flexible, with ferrule without plastic sleeve min.	0.25 mm ²
Conductor cross section stranded, with ferrule without plastic sleeve max.	6 mm ²
Conductor cross section flexible, with ferrule with plastic sleeve min.	0.25 mm ²
Conductor cross section flexible, with ferrule with plastic sleeve max.	4 mm ²
Conductor cross section AWG/kcmil min.	24
Conductor cross section AWG/kcmil max	8
2 conductors with same cross section, stranded, TWIN ferrules with plastic sleeve, min.	0.25 mm ²
2 conductors with same cross section, stranded, TWIN ferrules with plastic sleeve, max.	1.5 mm ²

Classifications

eCl@ss

eCl@ss 4.0	27141111
eCl@ss 4.1	27141109
eCl@ss 5.0	27141190
eCl@ss 5.1	27141190
eCl@ss 6.0	27261101
eCl@ss 7.0	27440401
eCl@ss 8.0	27440401

ETIM

ETIM 3.0	EC001121
----------	----------

PCB connection terminal block - SPTA 5/ 2-7,5-ZB - 1819082

Classifications

ETIM

ETIM 4.0	EC002643
ETIM 5.0	EC002643

UNSPSC

UNSPSC 6.01	30211801
UNSPSC 7.0901	39121432
UNSPSC 11	39121432
UNSPSC 12.01	39121432
UNSPSC 13.2	39121432

Approvals

Approvals

Approvals

EAC / cULus Recognized

Ex Approvals

Approvals submitted

Approval details

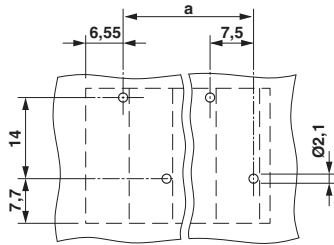
EAC

cULus Recognized		
	B	C
mm ² /AWG/kcmil	24-8	24-8
Nominal current I _N	33 A	33 A
Nominal voltage U _N	600 V	600 V

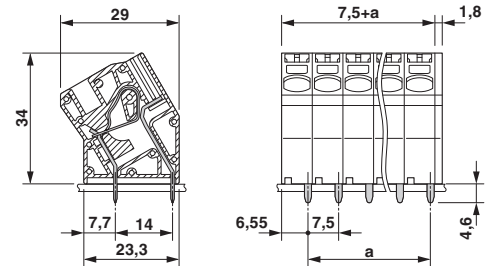
Drawings

PCB connection terminal block - SPTA 5/ 2-7,5-ZB - 1819082

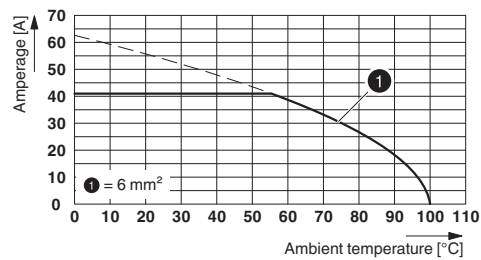
Drilling diagram



Dimensional drawing



Diagram



Type: SPTA 5/..-7,5
Tested according to DIN EN 60512-5-2:2003-01
Reduction factor = 1
Number of positions: 4