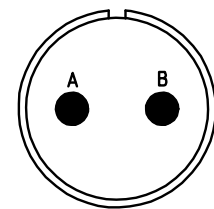




| NO. | MASSE / DIMENSION |
|-----|-------------------|
| A | 25.8 |
| B | 3/4-20UNEF-2B |
| C | 7.9 |
| D | 13.3 |
| E | 15.5 |
| F | 11.7 |
| G | 49 |

| NO. | BESCHREIBUNG / DESCRIPTION |
|-----|---|
| 2 | ISOLIERKÖRPER BUCHSE / INSULATOR SOCKET |
| 3 | DICHTKÖRPER / GROMMET |
| 6 | KONTAKTBUCHSE / CONTACT SOCKET |
| 7 | ZYLINDERGHÄUSE / BARREL |
| 9 | ÜBERWURFMUTTER / COUPLING NUT |
| 10 | DICHTRING FRONT / FRONT SEALING RING |
| 13 | ENDGEHÄUSE DN / ENDBELL HEATSHRINK |



Note: Due to an automatic nomenclature system, numbers generated may not be sequential.
 Specification and Dimensions subject to change
 Drawings illustrate normal insulator positioning

| Material Specification: | |
|-------------------------|--|
| Shell Material: | Aluminium alloy |
| Shell Plating: | Olive drab chromate coating over cadmium plating |
| Insulator Material: | Neoprene |
| Contact Material: | Copper alloy |
| Contact Plating: | Hard silver |

| | | | |
|---|---|-------------------------|----------------------------|
| all dimensions are in mm Dimensions without tolerance indications are general tolerances in acc. with DIN7168m | | drawing for CUSTOMER | |
|  ITT <i>Engineered for life</i> <small>ITT CANNON GmbH D - 71384 Weinstadt/Germany</small> | description CA3106E12S-3SY-DN | | |
| | Plug, straight Endbell for heatshrink boots Solder Cup / Socket / Layout: 12S-3 | | |
| © All rights reserved. Reproduction or issue to third in any form whatever is only permitted with written authorization of ITT Cannon |  | page 1/1 | revision 769 16. Jul 18 |