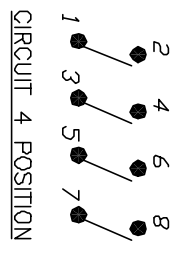
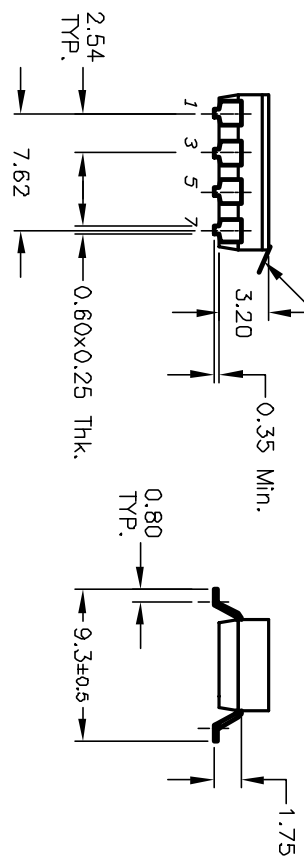


Pos. 1 Designate
Pin #1 Location

PEELABLE POLYIMIDE
TAPE SEAL

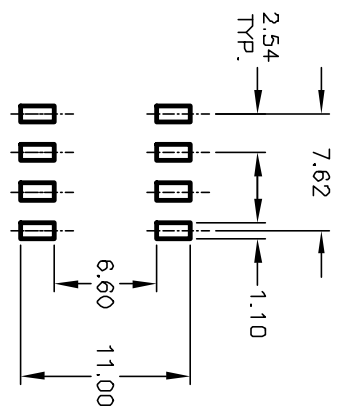


CIRCUIT 4 POSITION

NOTES:

1. ALL DIMENSIONS IN MM
2. GENERAL TOLERANCE: X.X=±0.4
X.XX=±0.25
3. TERM. NOS. FOR REFERENCE ONLY.
4. CONTACT RATINGS:
25mA @24VDC. (SWITCH)
100mA @50VDC (CARRY)
5. CONTACT MATERIAL:
CONTACTS: BRASS w/Gold Plate
TERMINALS: BRASS w/GOLD Plate
6. PACKAGED: TAPE & REEL
WITH ALL POLES IN THE "OFF" POSITION.
{QTY 1000 PER REEL}
7. TAPE SEAL FOR FLUX WASH.
8. ▲ DESIGNATE MAJOR:

RECOMMENDED P.C.B. LAYOUT



E-SWITCH®

REV.	ECN No.	DESCRIPTION	DATE	CHKD	TITLE	SCALE	DATE	DR	DWG	REV
A	12277	RELEASED FOR PRODUCTION	7/1/02	CJB	KAJ04 TG GR (TAPE & REEL) LOW PROFILE W/TAPE SEAL	2:1	7/1/02	CJB	W825364	A
<p>THE INFORMATION CONTAINED IN THIS DOCUMENT IS PROPRIETARY TO E-SWITCH AND IS NOT TO BE COPIED OR TRANSFERRED</p>										