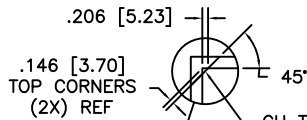


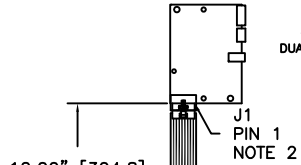
TOP LEVEL NUMBER	SKU NUMBER	TYPE	DIM "A" (TOTAL GLASS TO FLEXTAIL CONN)	PRODUCT SPEC
DSTK9015-3402	98-0003-3213-4	DUAL	12.00" [304.8]	33626/34017

OGA DIAG: 41.36 [1050.6]
AA DIAG: 40.00 [1016.0]

CORNER TAPE CHAMFER DETAIL

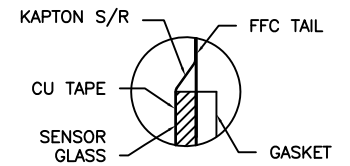


DUAL
DST-TC-3402DC
98-0003-3214-2
DUAL MODE CONTROLLER
COMPONENT SIDE



.110 [27.9] TYP 8X
CU TAPE CORNER COVERAGE

.41 [10.32]



SECTION A-A
SCALE: 8/1

SENSOR FRONT

18.41 [467.6] 2X GASKET NOTE 3

19.795 [502.80] AA

20.608 [523.44] OGA

J1 PINOUT	
1	CH 3
2	CH 2
3	PWR
4	2.5V
5	GRD
6	PWR
7	CH 0
8	CH 1

.083 [2.11] GLASS
.170 [4.32] TOTAL THK.

33.66 [855.1] GASKET 2X NOTE 3
35.051 [890.30] AA
35.864 [910.94] OGA

1.10 [27.9] REF
.41 [10.32]

NOTES:

- WEIGHT OF GLASS IN GRAMS: 2633±10%
- 8 PIN AMP CONNECTOR
LATCH STYLE HOUSING P/N: 487526-7
TIN CONTACTS P/N: 2-487406-4
HOUSING ORIENTED WITH LATCH UP
- GASKET ON SENSOR BACKSIDE

.086 [2.17] BOTTOM CORNERS (2X) REF



CU TAPE CORNER COVERAGE

CORNER TAPE CHAMFER DETAIL

INCHES [MM]	
.X	±
.XX	±.03
.XXX	±.015
ANGLES	±1°

3M 3M TOUCH SYSTEMS
WATUQU, MA USA
COPYRIGHT 2008
THIS DOCUMENT IS THE PROPERTY OF 3M
IT IS LOANED TO YOU BY THE REQUESTOR.
IT IS NOT TO BE REPRODUCED OR TRANSMITTED IN ANY FORM OR BY ANY MEANS, ELECTRONIC OR MECHANICAL, WITHOUT PERMISSION IN WRITING FROM 3M.

04	REVISE PER CO 030743	7/09	ISB
03	RELEASE PER CO 029508	10/08	JAH

MKT DWG
DST2270DX 40"-2

DESIGNED BY	A. Hartofells	DATE	9/08	DRAWN BY	AUTOCAD	SHEET	1 OF 1
SCALE	1 = 1	APP'D		NO.	36131-MKT	REV	04