

<b>APPLICABLE STANDARD</b>				
RATING	OPERATING TEMPERATURE RANGE	-45°C TO +125°C (NOTES 1)	STORAGE TEMPERATURE RANGE	-10°C TO + 60°C (NOTE2)
	VOLTAGE	150V AC	APPLICABLE CONNECTOR	DF9#-*S-1V (22)
	CURRENT	0.5A		DF9#-*S-1V (32)

### SPECIFICATIONS

ITEM	TEST METHOD	REQUIREMENTS	QT	AT
------	-------------	--------------	----	----

#### CONSTRUCTION

GENERAL EXAMINATION	VISUALLY AND BY MEASURING INSTRUMENT.	ACCORDING TO DRAWING.	X	X
MARKING	CONFIRMED VISUALLY.		X	X


#### ELECTRIC CHARACTERISTICS

CONTACT RESISTANCE	100m A (DC OR 1000 Hz).	50mΩ MAX.	X	-
INSULATION RESISTANCE	100V DC.	500MΩ MIN.	X	-
VOLTAGE PROOF	250V AC FOR 1 min.	NO FLASHOVER OR BREAKDOWN.	X	-

#### MECHANICAL CHARACTERISTICS

MECHANICAL OPERATION	30TIMES INSERTIONS AND EXTRACTIONS.	① CONTACT RESISTANCE: 50mΩ MAX. ② NO DAMAGE, CRACK OR LOOSENESS OF PARTS.	X	-
VIBRATION	FREQUENCY 10 TO 55 Hz, SINGLE AMPLITUDE 0.75 mm, AT 2 h, FOR 3 DIRECTIONS.	① NO ELECTRICAL DISCONTINUITY OF 1μs. ② NO DAMAGE, CRACK OR LOOSENESS OF PARTS.	X	-
SHOCK	490 m/s <sup>2</sup> DURATION OF PULSE 11 ms AT 3 TIMES FOR 3 DIRECTIONS.	① NO ELECTRICAL DISCONTINUITY OF 1μs. ② NO DAMAGE, CRACK OR LOOSENESS OF PARTS.	X	-


#### ENVIRONMENTAL CHARACTERISTICS

RAPID CHANGE OF TEMPERATURE	TEMPERATURE -65 → 5 TO 35 → 125 → 5 TO 35°C TIME 30 → 10 TO 15 → 30 → 10 TO 15min UNDER 5 CYCLES.	① CONTACT RESISTANCE: 50mΩ MAX. ② INSULATION RESISTANCE: 500 MΩ MIN. ③ NO DAMAGE, CRACK OR LOOSENESS OF PARTS.	X	-
DAMP HEAT (STEADY STATE)	EXPOSED AT 40 ± 2 °C, 90 TO 95 %, 96 h.	① CONTACT RESISTANCE: 50mΩ MAX. ② INSULATION RESISTANCE: 500 MΩ MIN. ③ NO DAMAGE, CRACK OR LOOSENESS OF PARTS.	X	-
HEAT RESISTANCE OF SOLDERING	[RECOMMENDED TEMPERATURE PROFILE] 《SOLDERING AREA》 MAX250°C, 220°C FOR 60 SECONDS MAX. 《PREHEATING AREA》 150 TO 180°C 90~120 SECONDS. MAXIMUM TWICE ACTION IS ALLOWED UNDER THE SAME CONDITION. [RECOMMENDED MANUAL SOLDELING CONDITION ] SOLDERING IRON TEMPERATURE 380°C SOLDERING TIME : WITHIN 3 SECONDS.	NO DEFORMATION OF CASE OF EXCESSIVE LOOSENESS OF THE TERMINALS.	X	-
SOLDERABILITY	SOLDERING TEMPARATURE: 245 ± 5°C DURATION OF IMMERSION : SOLDERING FOR 3SECONDS	A NEW UNIFORM COATING OF SOLDER SHALL COVER MINIMUM OF 95% OF THE SURFACE BEING IMMERSED.	X	-
				

#### REMARKS


NOTE1: INCLUDING THE TEMPERATURE RISE BY CURRENT.  
NOTE2: STORAGE IS DEFINED AS LONG-TERM STORAGE OF UNUSED PRODUCTS.  
APPLY OPERATION TEMPERATURE RANGE TO PRODUCTS MOUNTED ON PCB WITHOUT POWER SUPPLY.

UNLESS OTHERWISE SPECIFIED, REFER TO JIS C 5402.

COUNT	DESCRIPTION OF REVISIONS	DESIGNED	CHECKED	DATE
 1	DIS-H-001214	AR. TAKAHASHI	TS. MIYAZAKI	06.08.02

	APPROVED	MO. NAKAMURA	05.10.31
	CHECKED	TS. MIYAZAKI	05.10.31
	DESIGNED	TY.001	05.10.31
	DRAWN	HK. MURAKAMI	05.10.31

Note QT: Qualification Test AT: Assurance Test X: Applicable Test	DRAWING NO.	ELC4-306115-01
---	-------------	----------------

<b>SPECIFICATION SHEET</b>		PART NO.	DF9A-*P-1V (22)	
HIROSE ELECTRIC CO., LTD.		CODE NO.	CL540	 1/1