
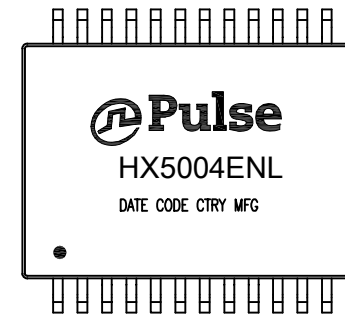


NOTES:

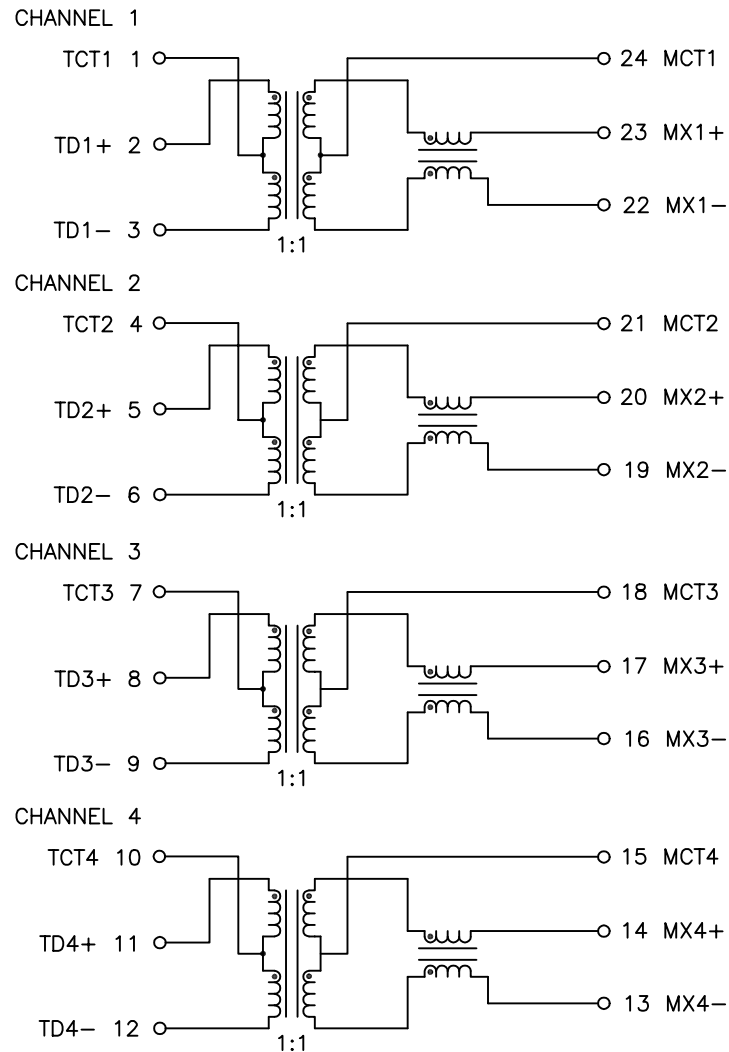
1. ROHS COMPLIANT
2. HEADER: THERMOSET PLASTIC MATERIAL WITH FLAMMABILITY RATING UL 94V-0 OR BETTER.
3. STORAGE TEMPERATURE: -50°C TO +125°C
4. COMPLIANCE TO J-STD:
  - A. J-STD-002: SOLDERABILITY AT 245°C REFLOW PROFILE
  - B. J-STD-020: LEVEL 1, NO MOISTURE SENSITIVE
  - C. J-STD-075: R7, 245°C MAXIMUM THROUGH REFLOW SOLDER
5. TO ORDER TAPE & REEL PACKAGING ADD A "T" SUFFIX TO THE PART NUMBER(i.e HX5004ENL BECOMES HX5004ENLT).



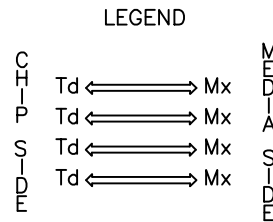
FINAL OUTLINE

© Copyright, 2015. Pulse Electronics Corp. All rights reserved. Pulse confidential & proprietary. (07/30/15)

| PRODUCT DESCRIPTION   | TLA DRAWING  | PS DRAWING    | SHEET  | PART NO.  | DATASHEET REV. |
|-----------------------|--------------|---------------|--------|-----------|----------------|
| MDL,SIN,1GD,1:1,SM,TU | HX5004ENL-10 | PS-2228.001-B | 1 OF 3 | HX5004ENL | A              |



SCHMATIC



ALL CHANNELS ARE IN PHASE BETWEEN INPUT AND OUTPUT

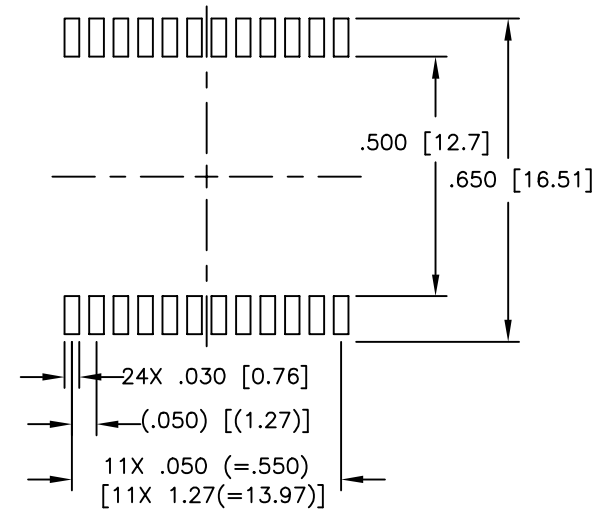
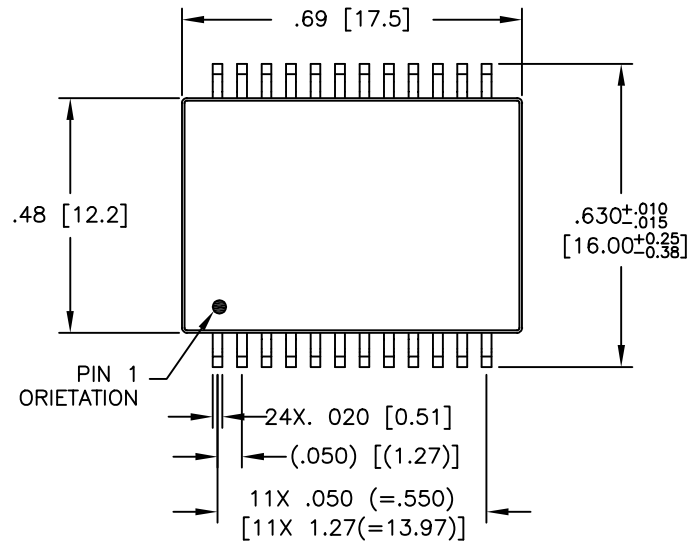
ELECTRICAL CHARACTERISTICS AT +25°C UNLESS OTHER SPECIFIED  
MEETS IEEE 802.3 SPECIFICATION

| PARAMETER                                     | SPECIFICATIONS  |  |
|---|---|--|
| OPERATING TEMP                                | -40°C ~ +85°C   |  |
| TURNS RATIO                                   | 1 : 1 ±2%   |  |
| POLARITY                                      | PER SCHEMATIC   |  |
| INSERTION LOSS                                | 100 KHz   | 1-125 MHz                                  |
|   | -1.2 dB MAX   | -0.2-0.002*f <sup>1.4</sup> dB MAX         |
| RETURN LOSS<br>(Z OUT = 100 OHM ±15%)         | .1-40 MHz   | 40-100 MHz                                 |
|   | -16 dB MIN  | -10+20*LOG <sub>10</sub> (f/80 MHz) dB MIN |
| INDUCTANCE (OCL)<br>(MEDIA SIDE, -40°C~+85°C) | 350 uH MIN (MEASURED AT 100 KHz, 100 mVRMS AND WITH 8 mA DC BIAS) |  |
| CROSSTALK, ADJACENT CHANNELS                  | 1 MHz   | 10-100 MHz                                 |
|   | -50 dB MIN  | -55+22*LOG <sub>10</sub> (f/10) dB MIN     |
| COMMON MODE REJECTION RATIO                   | 2 MHz   | 30-200 MHz                                 |
|   | -50 dB MIN  | -15+20*LOG <sub>10</sub> (f/200) dB MIN    |
| DC RESISTANCE, 1/2 WINDING                    | .65 OHMS MAX  |  |
| DC RESISTANCE IMBALANCE                       | ±.065 OHMS MAX (CENTER TAP SYMMETRY)                              |  |
| INPUT - OUTPUT ISOLATION                      | 1500 VRMS MIN @ 60 SECONDS  |  |

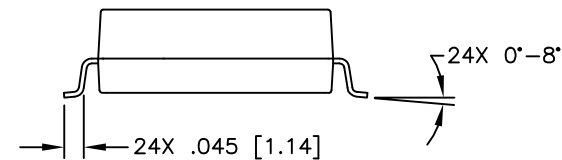
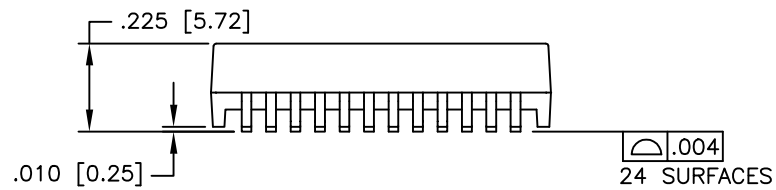
NOTE: f IS FREQUENCY IN MHZ.

© Copyright, 2015. Pulse Electronics Corp. All rights reserved. Pulse confidential & proprietary. (07/30/15)

| PRODUCT DESCRIPTION   | TLA DRAWING  | PS DRAWING    | SHEET  | PART NO.  | DATASHEET REV. |
|-----------------------|--------------|---------------|--------|-----------|----------------|
| MDL,SIN,1GD,1:1,SM,TU | HX5004ENL-10 | PS-2228.001-B | 2 OF 3 | HX5004ENL | A              |



SUGGESTED LAND PATTERN



DIMENSIONS ARE IN INCHES [MILLIMETERS] WITH THE FOLLOWING TOLERANCES: [MILLIMETERS] ARE FOR REFERENCE ONLY.  
.XX= ±.02 [±0.5]  
.XXX= ±.010 [±0.25]

© Copyright, 2015. Pulse Electronics Corp. All rights reserved. Pulse confidential & proprietary. (07/30/15)

| PRODUCT DESCRIPTION   | TLA DRAWING  | PS DRAWING    | SHEET  | PART NO.  | DATASHEET REV. |
|-----------------------|--------------|---------------|--------|-----------|----------------|
| MDL,SIN,1GD,1:1,SM,TU | HX5004ENL-10 | PS-2228.001-B | 3 OF 3 | HX5004ENL | A              |