



Copyright FCI.

A

B

C

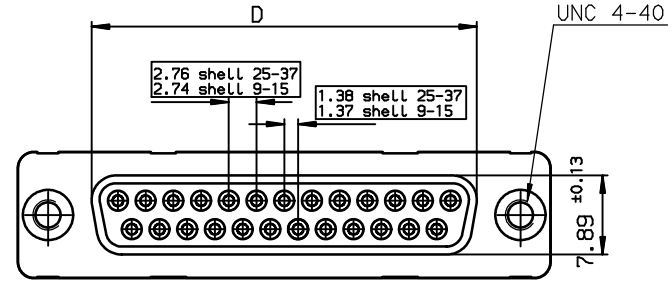
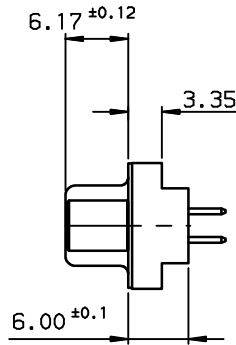
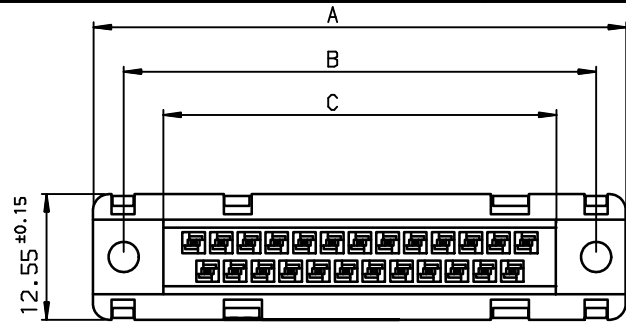
D

A

B

C

D



TIN LEAD PART NUMBER

SHELL	A±0.38	B±0.12	C±0.10	D±0.25	E±0.07	PART NUMBER
09	30.81	24.99	16.96	16.21	10.96	D09S24B.PV00
15	39.14	33.32	25.18	24.54	19.18	D15S24B.PV00
25	53.03	47.04	39.12	38.25	33.12	D25S24B.PV00
37	69.32	63.50	55.68	54.71	49.68	D37S24B.PV00

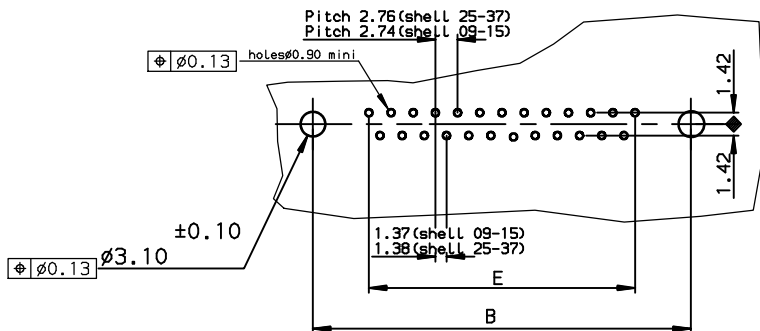
Protection: 4 --> flash AU
6 --> 0.76µ AU

LEAD FREE PART NUMBER

SHELL	A±0.38	B±0.12	C±0.10	D±0.25	E±0.07	PART NUMBER
09	30.81	24.99	16.96	16.21	10.96	D09S24B.PV00LF
15	39.14	33.32	25.18	24.54	19.18	D15S24B.PV00LF
25	53.03	47.04	39.12	38.25	33.12	D25S24B.PV00LF
37	69.32	63.50	55.68	54.71	49.68	D37S24B.PV00LF

Protection: 4 --> flash AU
6 --> 0.76µ AU

PC card drilling dimensions(after plating)
(thickness 2.40±0.20mm)



rev	ecn no	dr	date
B	-	-	1996/09/09
C	LS05-001	MPE	2005/03/10
D	LS05-0056	MPE	2005/06/27
E	LS06-0097	LGO	2006/07/29
-	-	-	-
-	-	-	-
-	-	-	-

GENERAL CHARACTERISTICS AND ROHS INFORMATIONS:
SEE DRAWING C01-8646-0000

www.fciconnect.com		surface ISO 1302	tolerance std ISO 406 ISO 1101	projection mm
Dr LELEON 1992/09/16		TOLERANCES UNLESS OTHERWISE SPECIFIED		size A3
Eng PESSON 1992/09/16	Chr LEGARE 1992/09/16	ANGULAR	LINEAR	Scale 2
Appr LEGARE 1992/09/16	Product family	0.x ±0.1	0.xx ±0.1	ECN L506-0097
Product family		0.xxx ±0.1	D-SUB	Spec ref -
title FEMALE CONNECTOR STD EURO		Dwg no C01-8646-0123		Rev. E
straight solder type for		CUSTOMER		sheet 1 of 1
catalog no				

REV F - 2006-04-17