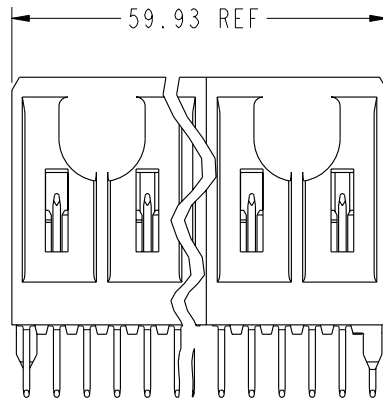
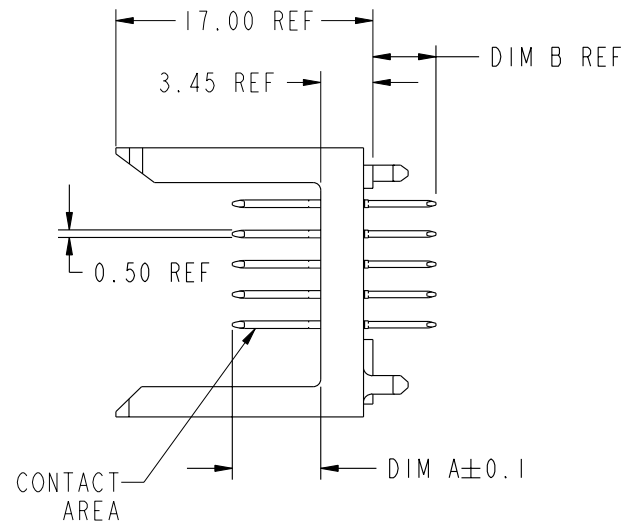
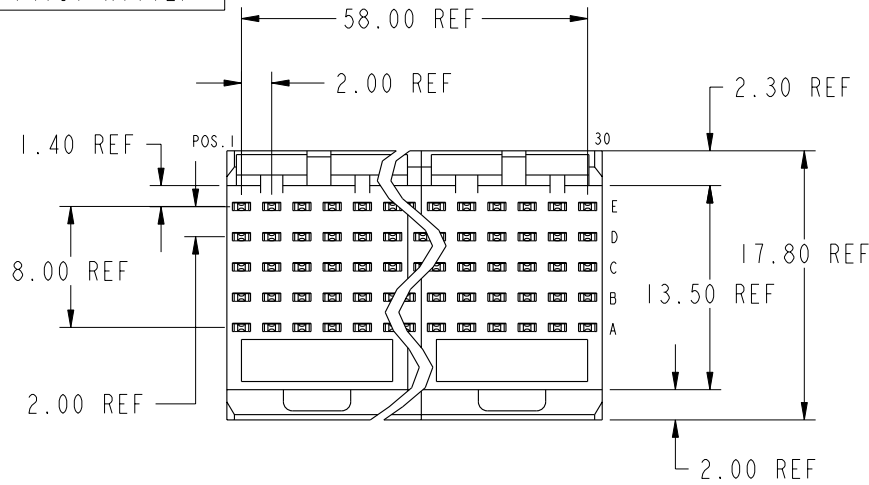


PRODUCT NUMBER
74781-XXXX
74781-YYYYLF



mat'l code				--	tolerances unless otherwise specified		CUSTOMER		FCj www.fciconnect.com	
ltr	ecn no.	dr	date	linear	0.X ±0.3		COPY		title METRAL SIGNAL HEADER 5 MOD, 5 ROW STB	
B	V02570	CGD	10/03/00		0.XX ±0.13		projection			
C	V10909	CGD	02/22/01		.XXX ±.051					
D	V12013	JWS	08/29/01	angles	0° ±2°				product family METRAL code	
E	V21671	TAB	10/21/02	dr	T.BRUNGARD	11/19/99	MM		size	213
F	V03-1059	DAI	09/24/03	engr	M.STRAWSER	11/19/99	← MM →		dwg no	74781
G	V05-1126	DAI	01/04/05	chr	M.STRAWSER	11/19/99	scale		A	sheet
H	V06-0544	DCH	2006-06-09	appd	M.STRAWSER	02/29/00	2:1		1 of 3	
sheet index	revision sheet	H	H	H						
		1	2	3						

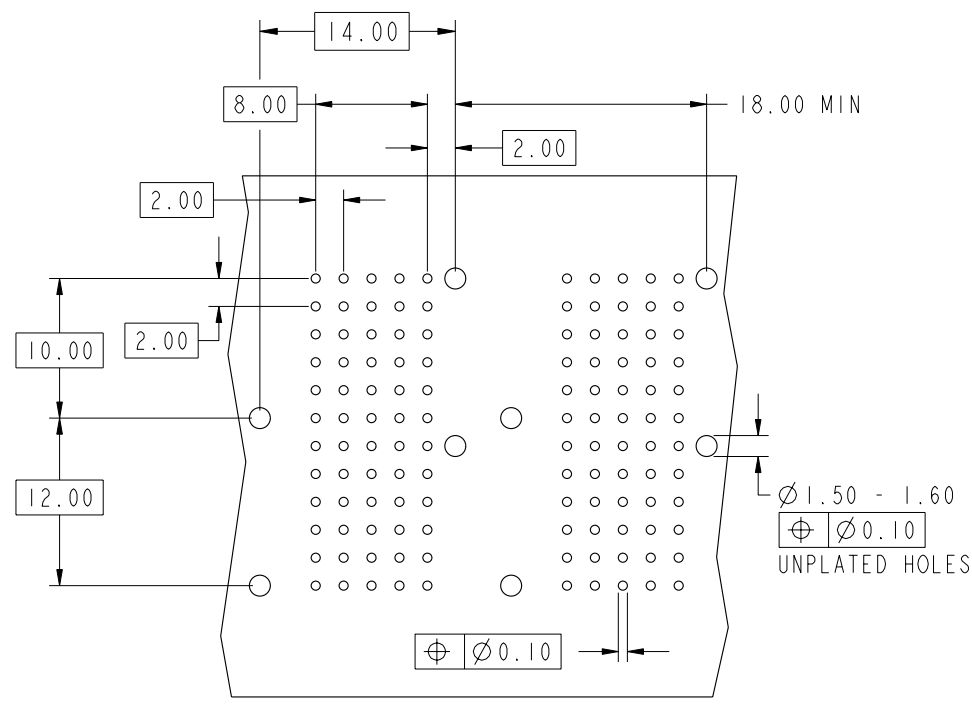
This document is the property of and embodies CONFIDENTIAL and PROPRIETARY information of FCj. No part of the information shown on this document may be used in any way or disclosed to others without the written consent of FCj. Copyright FCj.

1 | 2

3 |

4

KEY ( SIGNAL STB )		
CODE	DIMENSIONS	
	DIM "A" MATE	DIM "B" TAIL
3	6.50	4.25
7	6.50	3.45
11	6.50	2.65



REQUIRED PC BOARD LAYOUT  
COMPONENT SIDE

SEE PRINT 58351 FOR  
ADDITIONAL PCB INFORMATION



This document is the property of and embodies CONFIDENTIAL and PROPRIETARY information of FCJ. No part of the information shown on this document may be used in any way or disclosed to others without the written consent of FCJ. Copyright FCJ.

mat'l code				tolerances unless otherwise specified		CUSTOMER		FCJ www.fcjconnect.com	
ltr	ecm no.	dr	date	linear	0.X ±0.3	COPY		projection	title METRAL SIGNAL HEADER 5 MOD, 5 ROW STB
H					0.XX ±0.13	MM			
					.XXX ±.051	1:1			
				angles	0° ±2°	scale		product family	code
				dr	T.BRUNGARD	11/19/99	METRAL		213
				enr	M.STRAWSER	11/19/99	size	dwg no	sheet
				chr	M.STRAWSER	11/19/99	A	74781	2
				appd	M.STRAWSER	02/29/00			
sheet index	revision sheet								

1 | 2

Pro/E

3 |

cage code 22526

4

METRAL P/N	ROW	CONTACT CODE MOD. 1					MOD. 2					MOD. 3					MOD. 4					MOD. 5								
		1	2	3	4	5	6	7	8	9	10	11	12	13	14	15	16	17	18	19	20	21	22	23	24	25	26	27	28	29
74781-X001 SEE NOTE 9 LEAD FREE OPTION	E	3	3	3	3	3	3	3	3	3	3	3	3	3	3	3	3	3	3	3	3	3	3	3	3	3	3	3	3	3
	D	3	3	3	3	3	3	3	3	3	3	3	3	3	3	3	3	3	3	3	3	3	3	3	3	3	3	3	3	3
	C	3	3	3	3	3	3	3	3	3	3	3	3	3	3	3	3	3	3	3	3	3	3	3	3	3	3	3	3	3
	B	3	3	3	3	3	3	3	3	3	3	3	3	3	3	3	3	3	3	3	3	3	3	3	3	3	3	3	3	3
	A	3	3	3	3	3	3	3	3	3	3	3	3	3	3	3	3	3	3	3	3	3	3	3	3	3	3	3	3	3

METRAL P/N	ROW	CONTACT CODE MOD. 1					MOD. 2					MOD. 3					MOD. 4					MOD. 5							
		1	2	3	4	5	6	7	8	9	10	11	12	13	14	15	16	17	18	19	20	21	22	23	24	25	26	27	28
74781-X031 SEE NOTE 9 LEAD FREE OPTION	E	7	7	7	7	7	7	7	7	7	7	7	7	7	7	7	7	7	7	7	7	7	7	7	7	7	7	7	7
	D	7	7	7	7	7	7	7	7	7	7	7	7	7	7	7	7	7	7	7	7	7	7	7	7	7	7	7	7
	C	7	7	7	7	7	7	7	7	7	7	7	7	7	7	7	7	7	7	7	7	7	7	7	7	7	7	7	7
	B	7	7	7	7	7	7	7	7	7	7	7	7	7	7	7	7	7	7	7	7	7	7	7	7	7	7	7	7
	A	7	7	7	7	7	7	7	7	7	7	7	7	7	7	7	7	7	7	7	7	7	7	7	7	7	7	7	7

METRAL P/N	ROW	CONTACT CODE MOD. 1					MOD. 2					MOD. 3					MOD. 4					MOD. 5							
		1	2	3	4	5	6	7	8	9	10	11	12	13	14	15	16	17	18	19	20	21	22	23	24	25	26	27	28
74781-X061 SEE NOTE 9 LEAD FREE OPTION	E	1	1	1	1	1	1	1	1	1	1	1	1	1	1	1	1	1	1	1	1	1	1	1	1	1	1	1	1
	D	1	1	1	1	1	1	1	1	1	1	1	1	1	1	1	1	1	1	1	1	1	1	1	1	1	1	1	1
	C	1	1	1	1	1	1	1	1	1	1	1	1	1	1	1	1	1	1	1	1	1	1	1	1	1	1	1	1
	B	1	1	1	1	1	1	1	1	1	1	1	1	1	1	1	1	1	1	1	1	1	1	1	1	1	1	1	1
	A	1	1	1	1	1	1	1	1	1	1	1	1	1	1	1	1	1	1	1	1	1	1	1	1	1	1	1	1

NOTES:

- FOR DIM A AND B SEE SHEET 2 AND UP.
  - BODY MATERIAL: LIQUID CRYSTAL POLYMER 30 % GLASS. FLAME RETARDANT ACC. UL 94-V0.
  - PIN MATERIAL: PHOSPHOR BRONZE.
  - PLATING ON PRESS FIT TAIL: 74781-XXX IS SnPb. 74781-XXYLF IS Sn (LEAD FREE) PERFORMANCE LEVEL SHOWN IN TABLE BELOW.
  - PRODUCT MARKING: PART NUMBER DESIGNATION & BATCH I.D.
  - ALL PRODUCTS WITH PART NUMBERS SHOWN IN SUBSEQUENT TABLES WILL BE PACKAGED IN TUBES. IF TRAY PACKAGING IS REQUIRED, A SUFFIX "P" WILL BE ADDED TO THE END OF THE PART NUMBER. EXAMPLE: XXXXX-XXXP AND XXXXX-XXXPLF
  - PRODUCT SPECIFICATION GS-12-180 APPLICATION SPECIFICATION BUS-20-073
  - THE PRODUCTS WHERE THE PART NUMBERS END IN "LF" MEET THE EUROPEAN UNION DIRECTIVES AND OTHER COUNTRY REGULATIONS AS DESCRIBED IN GS-22-008.
- ALL PRODUCTS EXCEPT THOSE WITH PART NUMBERS CONTAINING (DRAWING NO.) -N1--- OR (DRAWING NO.) -N5---WILL WITHSTAND EXPOSURE TO 260° C FOR 60 SECONDS IN A CONVECTION, INFRA-RED OR VAPOR PHASE REFLOW OVEN.
- PART NUMBERS (DRAWING NO.) -N1--- OR (DRAWING NO.) -N5--- WILL NOT WITHSTAND REFLOW AND Au CONTACT SURFACE OF THE CONTACTS SHALL BE EXPOSED TO A MAXIMUM OF 140° C FOR NO LONGER THAN 15 SECONDS IN A WAVE SOLDER APPLICATION.
- FOR LEAD FREE PART NUMBERS, ADD "LF" SUFFIX. EXAMPLE: 74781-X01LF OR 74781-X01PLF

A

A



This document is the property of and embodies CONFIDENTIAL and PROPRIETARY information of FCI. No part of the information shown on this document may be used in any way or disclosed to others without the written consent of FCI. Copyright FCI.

PLATING IN CONTACT AREA		
DASH NUMBER	PERFORMANCE LEVEL	NOTES
-N1YY	TELCORDIA CO (NXT)	
-N5YY	TELCORDIA UE (NXT)	
-1YY	TELCORDIA CO	
-2YY	TELECOM CLASS	
-3YY	IEC CLASS I	
-5YY	TELCORDIA UE	
-9YY	TELCORDIA CO	
-N1YYLF	TELCORDIA CO (NXT) IEC CLASS I	SEE NOTE 8
-N5YYLF	TELCORDIA UE (NXT) IEC CLASS I	SEE NOTE 8
-1YYLF	TELCORDIA CO IEC CLASS I	SEE NOTE 8
-2YYLF	TELECOM CLASS	SEE NOTE 8
-5YYLF	TELCORDIA UE	SEE NOTE 8

mat'l code				tolerances unless otherwise specified		CUSTOMER		www.fciconnect.com	
ltr	ecr no.	dr	date	linear	0.X ±0.3	COPY		title	
H				angles	0.XX ±0.13	projection		METRAL SIGNAL HEADER	
				dr	.XXX ±.051			5 MOD, 5 ROW STB	
				engr	0° ±2°			product family	
				chr	T.BRUNGARD 11/19/99	scale		METRAL	
				appd	M.STRAWSER 11/19/99	1:1		code	
					M.STRAWSER 02/29/00	A		213	
sheet index	revision sheet					size		sheet	
						74781		3	

B

B