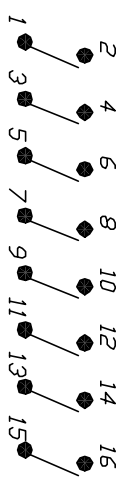
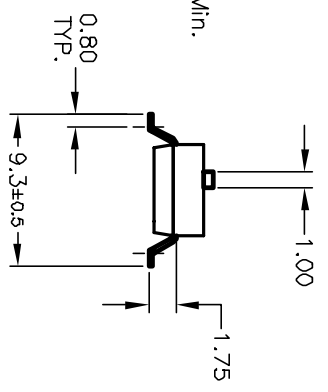
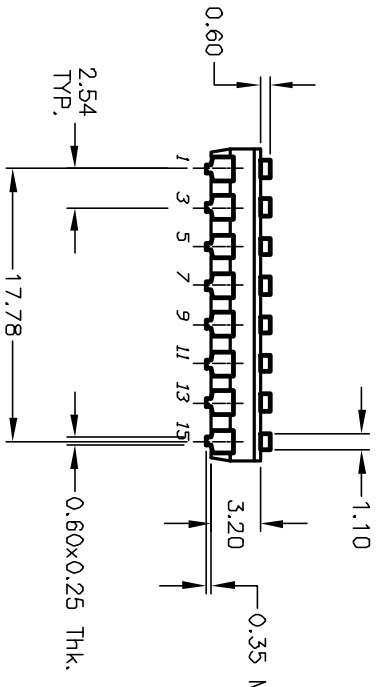


Pos. 1 Designate Pin #1 Location

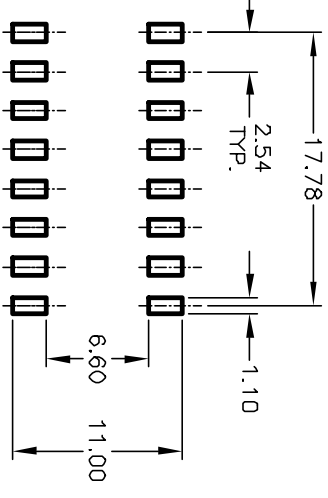


CIRCUIT 8 POSITION

NOTES:

1. ALL DIMENSIONS IN MM
2. GENERAL TOLERANCE: X.X=±0.4
X.XX=±0.25
3. TERM. NOS. FOR REFERENCE ONLY.
4. CONTACT RATINGS: 25mA @24VDC. (Switch)
100mA @50VDC. (Carry)
- ▲ 5. CONTACT MATERIAL:
CONTACTS: (MOVABLE) Copper w/Gold Plate
TERMINALS: BRASS w/Gold Plate
6. INSULATION RESISTANCE:
100 Mega-OHMS min. @500VDC
7. CONTACT RESISTANCE:
50 MILLI-OHMS typical @2-4VDC @100mA
8. OPERATING TEMP.:
-40°C to +80°C
9. PACKAGE: IN DISPENSING TUBES
WITH ALL POLES IN THE "OFF" POSITION.

RECOMMENDED P.C.B. LAYOUT



| | | | | |
|------|---------|-------------------------|--------|------|
| REV. | ECN No. | DESCRIPTION | DATE | CHKD |
| A | 12540 | RELEASED FOR PRODUCTION | 7/1/02 | CJB |

| | | | | | |
|--------------------------------------|-------|--------|-----|---------|-----|
| TITLE | SCALE | DATE | DR | DWG | REV |
| KAJ08 LG GT (GOLD) EXTENDED ACTUATOR | 2:1 | 7/1/02 | CJB | W825128 | A |

E-SWITCH®

THE INFORMATION CONTAINED IN THIS DOCUMENT IS PROPRIETARY TO E-SWITCH AND IS NOT TO BE COPIED OR TRANSFERRED