

PCB terminal block - SMKDSP 1,5/ 2-5,08 BK - 1906459

Please be informed that the data shown in this PDF Document is generated from our Online Catalog. Please find the complete data in the user's documentation. Our General Terms of Use for Downloads are valid (<http://phoenixcontact.com/download>)

PCB terminal block, Nominal current: 17.5 A, Nom. voltage: 400 V, Pitch: 5.08 mm, Number of positions: 2, Connection method: Screw connection, Mounting: Soldering, Conductor/PCB connection direction: 35 °, Color: black

Key commercial data

Packing unit	1 pc
Minimum order quantity	50 pc
Weight per Piece (excluding packing)	3.24 GRM
Custom tariff number	85369010
Country of origin	Germany

Technical data

Dimensions

Length	13.4 mm
Pitch	5.08 mm
Dimension a	5.08 mm
Pin dimensions	0,9 x 0,9 mm
Hole diameter	1.3 mm

General

Range of articles	SMKDSP 1,5
Insulating material group	I
Rated surge voltage (III/3)	4 kV
Rated surge voltage (III/2)	4 kV
Rated surge voltage (II/2)	4 kV
Rated voltage (III/3)	250 V
Rated voltage (III/2)	400 V
Rated voltage (II/2)	630 V
Connection in acc. with standard	EN-VDE
Nominal current I_N	17.5 A
Nominal cross section	1.5 mm ²
Maximum load current	22 A
Insulating material	PA
Solder pin surface	Sn
Inflammability class according to UL 94	V0

PCB terminal block - SMKDSP 1,5/ 2-5,08 BK - 1906459

Technical data

General

Internal cylindrical gage	A 1
Stripping length	7 mm
Number of positions	2
Screw thread	M3
Tightening torque, min	0.5 Nm
Tightening torque max	0.6 Nm

Connection data

Conductor cross section AWG/kcmil min.	26
Conductor cross section AWG/kcmil max	14
2 conductors with same cross section, solid min.	0.14 mm ²
2 conductors with same cross section, solid max.	1 mm ²
2 conductors with same cross section, stranded min.	0.14 mm ²
2 conductors with same cross section, stranded max.	0.75 mm ²
2 conductors with same cross section, stranded, ferrules without plastic sleeve, min.	0.25 mm ²
2 conductors with same cross section, stranded, ferrules without plastic sleeve, max.	0.5 mm ²
2 conductors with same cross section, stranded, TWIN ferrules with plastic sleeve, min.	0.5 mm ²
2 conductors with same cross section, stranded, TWIN ferrules with plastic sleeve, max.	1 mm ²
Minimum AWG according to UL/CUL	30
Maximum AWG according to UL/CUL	14

Classifications

eCl@ss

eCl@ss 4.0	27141109
eCl@ss 4.1	27141109
eCl@ss 5.0	27141190
eCl@ss 5.1	27141190
eCl@ss 6.0	27261101
eCl@ss 7.0	27440401
eCl@ss 8.0	27440401

ETIM

ETIM 3.0	EC001121
ETIM 4.0	EC002643

PCB terminal block - SMKDSP 1,5/ 2-5,08 BK - 1906459

Classifications

ETIM

ETIM 5.0	EC002643
----------	----------

UNSPSC

UNSPSC 6.01	30211801
UNSPSC 7.0901	39121432
UNSPSC 11	39121432
UNSPSC 12.01	39121432
UNSPSC 13.2	39121432

Approvals

Approvals


Approvals


CSA / UL Recognized / SEV / cUL Recognized / GOST / CCA / IECCEB Scheme / GOST / SEV / cULus Recognized

Ex Approvals

Approvals submitted

Approval details

CSA 		
	B	D
mm ² /AWG/kcmil	28-14	28-14
Nominal current IN	10 A	10 A
Nominal voltage UN	300 V	300 V


UL Recognized 		
	B	D
mm ² /AWG/kcmil	30-14	30-14
Nominal current IN	15 A	10 A


PCB terminal block - SMKDSP 1,5/ 2-5,08 BK - 1906459

Approvals


	B	D
Nominal voltage UN	250 V	300 V

SEV	
mm ² /AWG/kcmil	2.5
Nominal current IN	22 A
Nominal voltage UN	250 V

cUL Recognized 		
	B	D
mm ² /AWG/kcmil	30-14	30-14
Nominal current IN	15 A	10 A
Nominal voltage UN	250 V	300 V

GOST 	

CCA	

IECEE CB Scheme 	

GOST 	

SEV	
mm ² /AWG/kcmil	2.5
Nominal current IN	22 A
Nominal voltage UN	250 V

PCB terminal block - SMKDSP 1,5/ 2-5,08 BK - 1906459

Approvals

