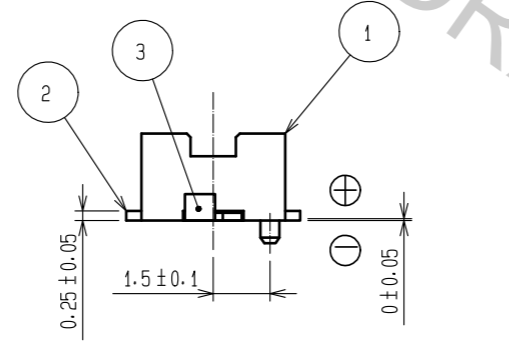
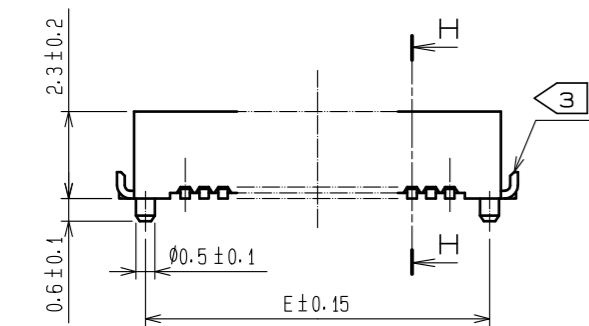
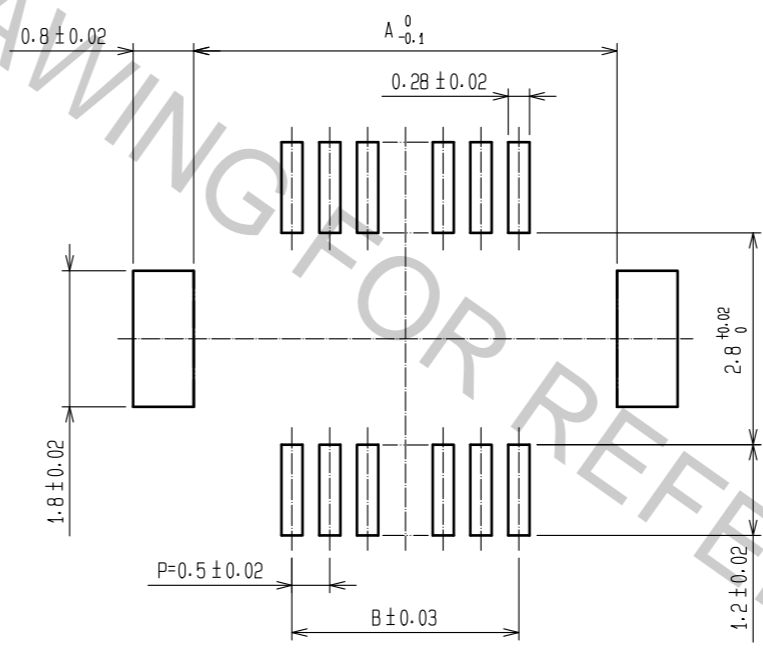


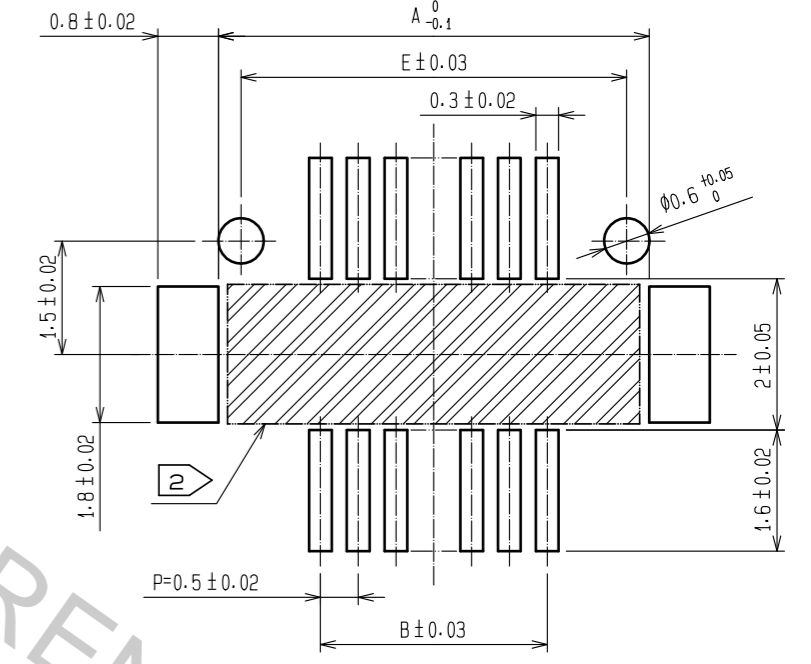
| CODE No.        | CONTACT | A    | B    | C    | D    | E    | F    | G    |
|-----------------|---------|------|------|------|------|------|------|------|
| CL537-0721-0-86 | 10      | 4.7  | 2.0  | 2.8  | 3.2  | 4.1  | 2.8  | 5.6  |
| CL537-0918-4-86 | 14      | 5.7  | 3.0  | 3.8  | 4.2  | 5.1  | 3.8  | 6.6  |
| CL537-0723-5-86 | 20      | 7.2  | 4.5  | 5.3  | 5.7  | 6.6  | 5.3  | 8.1  |
| CL537-0725-0-86 | 30      | 9.7  | 7.0  | 7.8  | 8.2  | 9.1  | 7.8  | 10.6 |
| CL537-0732-6-86 | 32      | 10.2 | 7.5  | 8.3  | 8.7  | 9.6  | 8.3  | 11.1 |
| CL537-0726-3-86 | 36      | 11.2 | 8.5  | 9.3  | 9.7  | 10.6 | 9.3  | 12.1 |
| CL537-0727-6-86 | 40      | 12.2 | 9.5  | 10.3 | 10.7 | 11.6 | 10.3 | 13.1 |
| CL537-0729-1-86 | 50      | 14.7 | 12.0 | 12.8 | 13.2 | 14.1 | 12.8 | 15.6 |
| CL537-0731-3-86 | 60      | 17.2 | 14.5 | 15.3 | 15.7 | 16.6 | 15.3 | 18.1 |
| CL537-0733-9-86 | 80      | 22.2 | 19.5 | 20.3 | 20.7 | 21.6 | 20.3 | 23.1 |



RECOMMEND METAL MASK PATTERN (10:1)

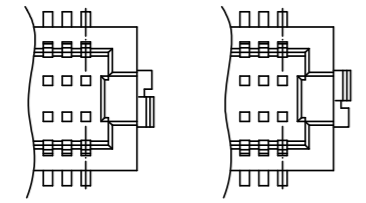


RECOMMENDED LAND PATTERN (10:1)



RECOMMENDED THICKNESS OF SOLDER PASTE : 120 μm

- NOTES 1 LEAD CO-PLANARITY SHALL BE 0.08 mm MAX.  
 2 IF THERE IS PATTERN ON [Hatched] PART, THERE IS A POSSIBILITY THAT IT WILL MAKE CONTACT WITH THE LEADS.  
 3 REINFORCED METAL FITTINGS AS FOLLOWS.



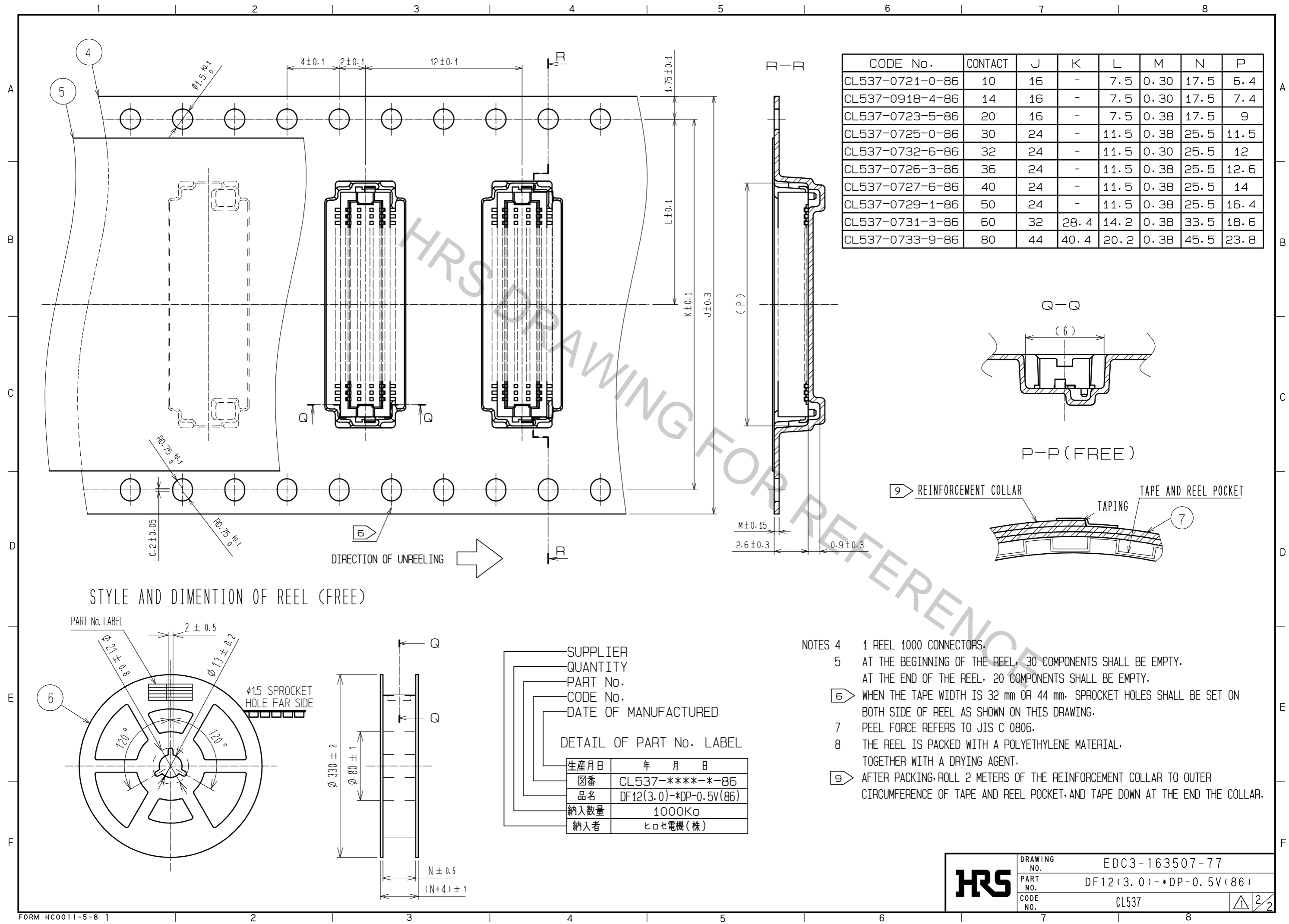
| NO. | MATERIAL        | FINISH . | REMARKS  | NO. | MATERIAL  | FINISH . | REMARKS  |
|-----|-----------------|----------|--|-----|-----------|----------|--|
| 2   | PHOSPHOR BRONZE |          | CONTACT AREA:GOLD PLATED 0.2μm min<br>LEAD AREA:GOLD PLATED 0.015μm min<br>OTHERS(UNDER PLATING):NICKEL PLATED 2μm min | 7   | PS        |          | CLEAR (REINFORCEMENT COLLAR)                         |
| 1   | POLYAMIDE       |          | UL94V-0, NATURAL (BEIGE)   | 6   | PS        |          | BLACK (PLASTIC REEL)                                 |
|     |                 |          |  | 5   | POLYESTER |          | CLEAR (COVER TAPE)                                   |
|     |                 |          |  | 4   | PS        |          | CLEAR (EMBOSSED CARRIER TAPE)                        |
|     |                 |          |  | 3   | BRASS     |          | TIN PLATED 2μm min<br>(UNDER PLATING):NICKEL 1μm min |

| UNITS | SCALE | COUNT | DESCRIPTION OF REVISIONS | DESIGNED   | CHECKED      | DATE     |
|-------|-------|-------|--------------------------|------------|--------------|----------|
| mm    | 5 : 1 | 1     | DIS-H-00001707           | SH. HOSODA | TS. MIYAZAKI | 16.06.10 |

| APPROVED  | CHECKED      | DESIGNED    | DRAWN     | DRAWING NO.    | PART NO.               | CODE NO. |
|-----------|--------------|-------------|-----------|----------------|------------------------|----------|
| KH. IKEDA | TS. MIYAZAKI | YH. MICHIDA | KR. AJITO | EDC3-163507-77 | DF12(3.0)-*DP-0.5V(86) | CL537    |



- NOTES
- 4 1 REEL 1000 CONNECTORS.
  - 5 AT THE BEGINNING OF THE REEL, 30 COMPONENTS SHALL BE EMPTY. AT THE END OF THE REEL, 20 COMPONENTS SHALL BE EMPTY.
  - 6 WHEN THE TAPE WIDTH IS 32 mm OR 44 mm, SPROCKET HOLES SHALL BE SET ON BOTH SIDE OF REEL AS SHOWN ON THIS DRAWING.
  - 7 PEEL FORCE REFERS TO JIS C 0806.
  - 8 THE REEL IS PACKED WITH A POLYETHYLENE MATERIAL, TOGETHER WITH A DRYING AGENT.
  - 9 AFTER PACKING, ROLL 2 METERS OF THE REINFORCEMENT COLLAR TO OUTER CIRCUMFERENCE OF TAPE AND REEL POCKET, AND TAPE DOWN AT THE END THE COLLAR.

|            |             |                        |
|------------|-------------|------------------------|
| <b>HRS</b> | DRAWING NO. | EDC3-163507-77         |
|            | PART NO.    | DF12(3.0)-*DP-0.5V(86) |
|            | CODE NO.    | CL537                  |