

Device connector, rear mounting - ST-08P1N8AWK00S - 1619196

Please be informed that the data shown in this PDF Document is generated from our Online Catalog. Please find the complete data in the user's documentation. Our General Terms of Use for Downloads are valid (<http://phoenixcontact.com/download>)



Device connector, rear mounting, straight, SPEEDCON locking, M17, Number of positions: 8, Type of contact: Male connector, Crimp connection, Axial O-ring, 4x Ø3.2, shielded: yes, Flange dimensions: 25.75 mm x 25.75 mm

Product Features

- Ideal for compact devices
- Consistent EMC protection for reliable connection solutions in the industrial environment
- Crimping connection: vibration- and temperature-resistant assembly



Key Commercial Data

| | |
|----------------------|----------|
| Packing unit | 1 pc |
| Custom tariff number | 85366990 |
| Country of origin | Germany |

Technical data

General

| | |
|--|---|
| Note | Order information: Order crimp contacts Ø 1 mm separately |
| Type of locking | SPEEDCON locking |
| Direction of rotation of contact chamber numbering | Standard |
| Coding | N |
| Contact connection method | Crimp connection |
| Type of contacts | Male connector |
| Number of positions | 8 |
| Contact diameter of power contacts | 1 mm |
| Nominal current per power contact at 25°C | 3.6 A |
| Pg housing screw connection | none |
| Mounting type | 4x Ø3.2 |

Ambient conditions

Device connector, rear mounting - ST-08P1N8AWK00S - 1619196

Technical data

Ambient conditions

| | |
|----------------------|-------------------|
| Ambient temperature | -40 °C ... 125 °C |
| Degree of protection | IP67 |

Specifications according to DIN EN 61984:2001

| | |
|---|---------|
| Installation height max. | 3000 mm |
| Nominal / operating voltage of power contacts | 60 V |
| Rated surge voltage of power contacts | 1.5 kV |
| Overvoltage category of power contacts | II |
| Degree of pollution of power contacts | 3 |

Classifications

eCl@ss

| | |
|------------|----------|
| eCl@ss 4.0 | 272607xx |
| eCl@ss 4.1 | 27260701 |
| eCl@ss 5.0 | 27143424 |
| eCl@ss 5.1 | 27143424 |
| eCl@ss 6.0 | 27143424 |
| eCl@ss 7.0 | 27440209 |
| eCl@ss 8.0 | 27440103 |
| eCl@ss 9.0 | 27440102 |

ETIM

| | |
|----------|----------|
| ETIM 3.0 | EC001121 |
| ETIM 4.0 | EC002635 |
| ETIM 5.0 | EC002061 |

UNSPSC

| | |
|---------------|----------|
| UNSPSC 6.01 | 43172015 |
| UNSPSC 7.0901 | 43201404 |
| UNSPSC 11 | 43172015 |
| UNSPSC 12.01 | 43201404 |
| UNSPSC 13.2 | 43201404 |

Approvals

Approvals

Device connector, rear mounting - ST-08P1N8AWK00S - 1619196

Approvals


Approvals


cUL Recognized / UL Recognized / EAC / cULus Recognized

Ex Approvals



Approvals submitted

Approval details

| | |
|--|------|
| cUL Recognized  | |
| | |
| Nominal current I _N | 5 A |
| Nominal voltage U _N | 60 V |

| | |
|---|------|
| UL Recognized  | |
| | |
| Nominal current I _N | 5 A |
| Nominal voltage U _N | 60 V |

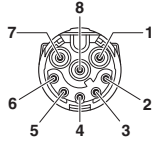
| |
|-----|
| EAC |
|-----|

| |
|--|
| cULus Recognized   |
|--|

Drawings

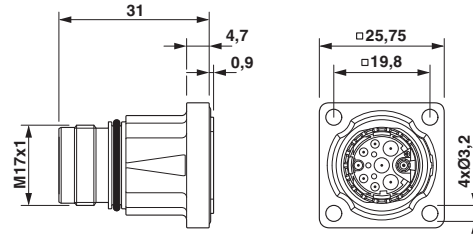
Device connector, rear mounting - ST-08P1N8AWK00S - 1619196

Schematic diagram

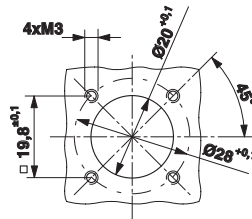


Connector pin assignment

Dimensional drawing



Schematic diagram



Installation dimensions