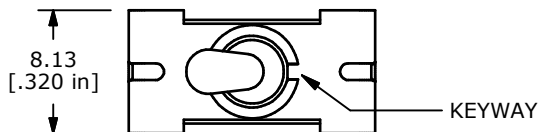
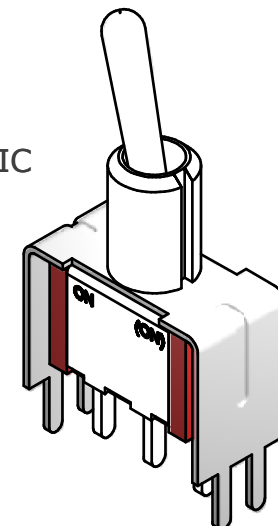


P.C. MOUNTING

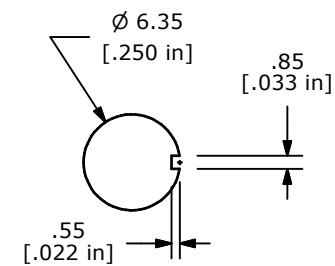
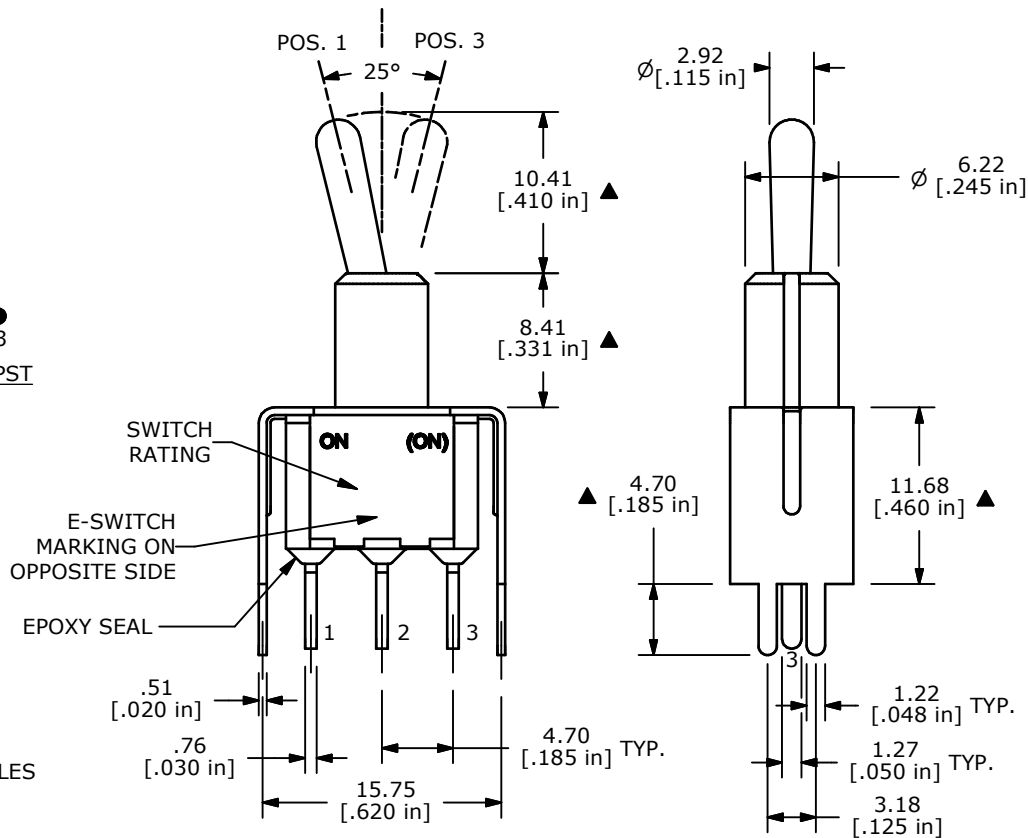
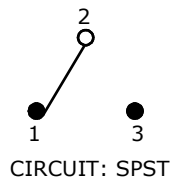


ISOMETRIC



SWITCH FUNCTION		
POS. 1	POS. 2	POS. 3
ON	NONE	(ON)
2-3	N/A	2-1

() = MOMENTARY



PANEL MOUNTING

NOTE:

1. ALL DIMENSIONS IN MM [INCH]
2. GENERAL TOLERANCE: X.X=±0.24
X.XX=±0.25
3. TERMINAL NUMBERS FOR REF ONLY
- ▲ 4. PLATING MATERIAL: GOLD
5. RATING: 0.4 A @ 20V(AC or DC)
6. CONTACT RESISTANCE: 10 MILLI-OHMS MAX.
7. LIFE EXPECTANCY: 40,000 MAKE-AND-BREAK CYCLES AT FULL LOAD.
8. INSULATION RESISTANCE: 1,000 MEGA-OHM MIN.
9. DIELECTRIC STRENGTH: 1,000 V RMS @SEA LEVEL.
10. OPERATING TEMP.: -30°C to 85°C
11. ▲ DENOTES CRITICAL PARAMETER.
12. 2002/95/EC (ROHS) COMPLIANT.



TITLE 100SP2T1B2VS2RE

A	18549	RELEASED FOR PRODUCTION	6/12/09	BLR
REV	PCR NO	DESCRIPTION	DATE	BY

SCALE	DATE	DR	DWG	REV
2:1	6/11/2009	BLR	T112032	A

THE INFORMATION CONTAINED IN THIS DOCUMENT IS PROPRIETARY TO E-SWITCH AND IS NOT TO BE COPIED OR TRANSFERRED